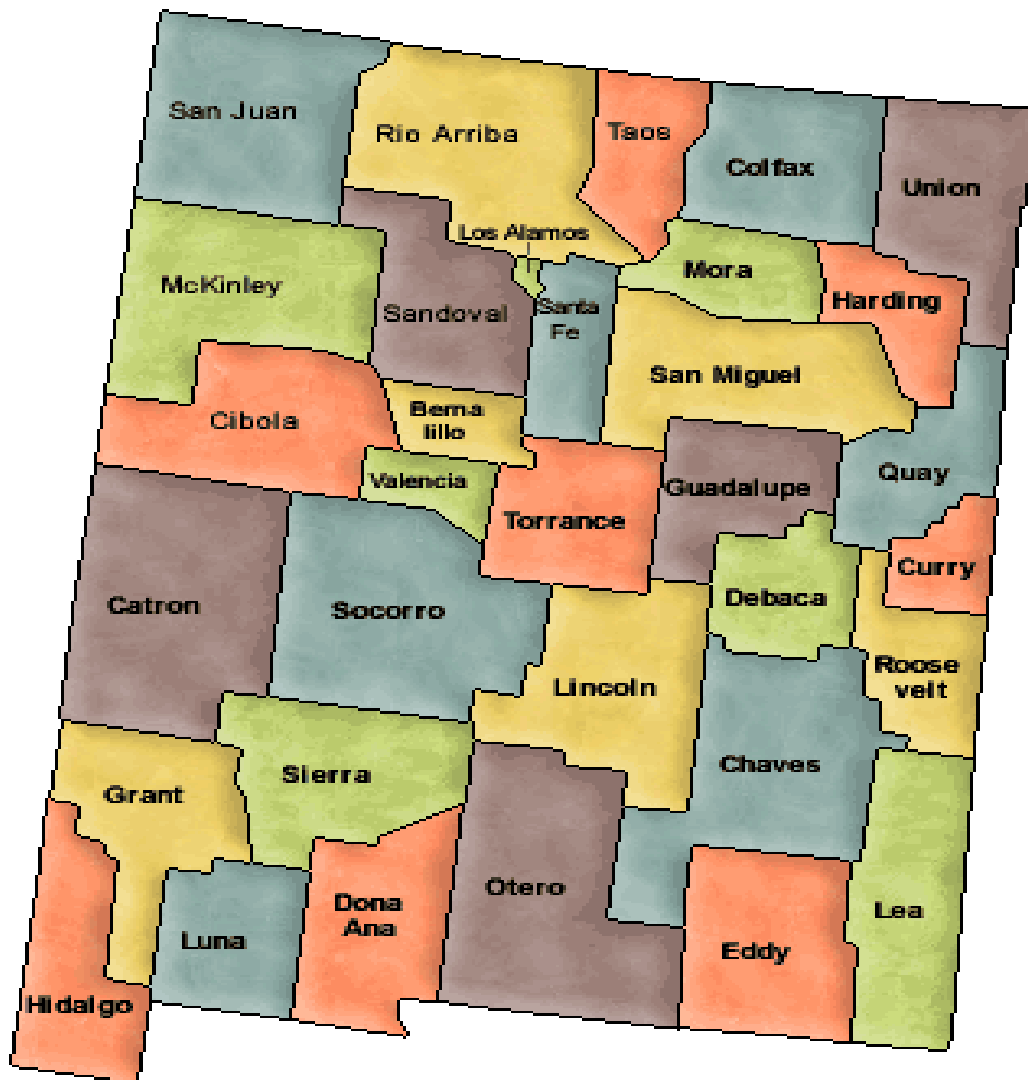


2009 COUNTY FINANCING OF HEALTH CARE REPORT



**New Mexico
Health Policy Commission
February 2010**



THE NEW MEXICO HEALTH POLICY COMMISSION

Governor Bill Richardson

Commissioners

Frank Hesse, MD, Chairman

Dawn Brooks, MBA-HC

Jerry Harrison, PhD

Karen Kotch, PA

Eric Kraska, MD

Robert Romero, PT

Valerie Romero-Leggott

Susan Trujillo, MAT

Management

Sam Howarth, PhD, Director

Elisha Leyba-Tercero, MBA, Economist

Terry Reusser, MBA, IS Mgt, IT Manager

Peggy Schummers, Office Manager

Staff

Lisa Marie Gomez, Management Analyst

Reina Guillen, Management Analyst

Pat Mente, MS Ed, IT Database Administrator

Report Author

Pat Mente

ACKNOWLEDGEMENTS

The 2009 County Financing of Health Care (CFHC) report was produced by the New Mexico Health Policy Commission (HPC) through the use of data reported by New Mexico counties via the *County Financing of Health Care Survey*. The HPC would like to specifically thank the following for their participation in the CFHC committee that assisted in the design and update of the 2009 survey:

Liza Akley, San Juan County

Scott Annala, Lincoln County

Therese Baca, Los Alamos County

Steve Shepherd, Santa Fe County

Sandy Whitehead, Sierra County

Tasia Young, New Mexico Association of Counties

HPC County Financing of Health Care Report Team Members: Reina Guillen, Elisha Leyba-Tercero, and Pat Mente.

Sources of Data

County Indigent Fund Data: The HPC annually collects financial and service data from New Mexico counties that collect and expend taxes for indigent health care services. The HPC collects this data through the *County Financing of Health Care Survey*. The 2009 county financing of health care data presented in this report was generated from the survey results unless otherwise indicated.

TABLE OF CONTENTS

EXECUTIVE SUMMARY.....	1
SOLE COMMUNITY PROVIDER PROGRAM	4
COUNTY INDIGENT FUND ANALYSIS.....	8

APPENDICES

APPENDIX A: SURVEY RESPONSES BY COUNTY

APPENDIX B: ELIGIBILITY REQUIREMENTS BY COUNTY

APPENDIX C: SOLE COMMUNITY PROVIDER PAYMENT BY COUNTY AND
HOSPITAL

APPENDIX D: ACRONYMS AND TERMINOLOGY

EXECUTIVE SUMMARY

Access to adequate and timely health care services is vital to all New Mexicans. Those who have health care coverage utilize private or employer-sponsored health care insurance plans, while other New Mexicans depend upon publicly funded health care programs such as Medicaid or Medicare. New Mexicans that do not have health care coverage and do not qualify for Medicare or Medicaid may be eligible for health care assistance provided through the County Indigent Fund (CIF).

The County Indigent Fund was established under the Indigent Hospital and County Health Care Act (Section 27-5-1 through 27-5-18 NMSA 1978). The Act allows for New Mexico counties to provide reimbursement for indigent health care. Counties may impose gross receipts taxes or collect funds from other sources, including but not limited to, the sale of property, mill levy taxes, investment income, and grants in order to finance indigent health care services.

Thirty of New Mexico's thirty-three counties currently participate in the County Financing of Health Care Program by providing reimbursement for indigent health care services to residents through the County Indigent Fund. Catron, Harding, and Socorro Counties do not currently participate in the CFHC Program.

The Sole Community Provider Fund (SCPF) was also established under the Indigent Hospital and County Health Care Act. The fund is administered by the Human Services Department (HSD) and consists of funds provided by counties to match federal funds for Medicaid Sole Community Provider (SCP) hospital payments. Money in the SCPF is appropriated to HSD to make SCP hospital payments pursuant to the state Medicaid program.

Under the Indigent Hospital and County Health Care Act, New Mexico counties that participate in the CFHC Program are statutorily required to annually report to the HPC on all indigent health care funding. The report shall contain the county's eligibility criteria for indigent patients, services provided to indigent patients, restrictions on services provided to indigent patients, conditions for reimbursement to providers of health care, revenue sources used to pay for indigent health care and other related information as determined by the HPC. The report is to be submitted by October 1 of each year on a form provided by the HPC.

The HPC currently collects this information through its annual *County Financing of Health Care Survey*. The HPC utilized the data collected by the survey to produce its annual County Financing of Health Care report. The HPC collaborates with the counties to periodically update the survey. The 2009 survey was conducted electronically for the first time. This new methodology will allow for data to be collected consistently and maintained in a CFHC database to allow for longitudinal studies in the future.

The CFHC report presents county level data regarding County Indigent Fund revenues and expenditures. The following are some 2009 CFHC survey highlights:

- Overall County Indigent Fund revenues increased by 201% from SFY03 to SFY09 while expenditures increased by 150%;
- SFY09 County Indigent Fund revenues and expenditures increased from SFY8 by 7.8% and 1.2% respectively;
- SFY09 revenues exceeded expenditures by approximately \$11.1 million;
- The total of County Indigent Fund year-end cash balances for SFY09 was \$29.1 million, an increase of \$10.4 million from the previous year; and
- From SFY08 to SFY09, County Indigent Fund revenues increased by \$7.1 million and expenditures increased by \$1.0 million.

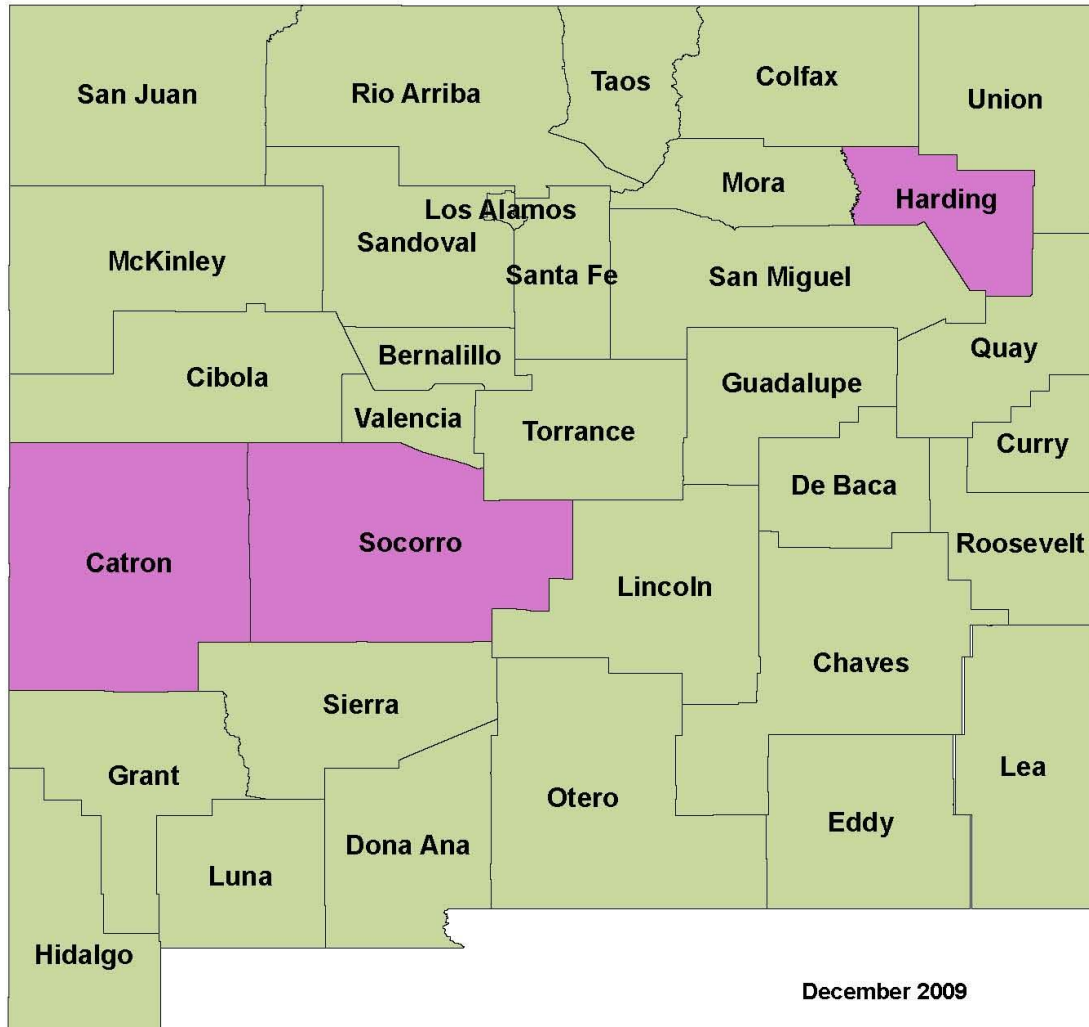
Disclaimer

All data and information presented in this report are as submitted to the HPC by reporting counties, with the exception of the data presented in multi-year comparison charts and where otherwise noted. The HPC has made a reasonable effort to resolve any discrepancies in the data; however, the accuracy of the data is the fundamental responsibility of each reporting county. Despite these efforts, several discrepancies between the various component totals and the overall sums as reported by the counties may still exist. Counties for which discrepancies may exist are as follows:

- Revenues:
 - McKinley County
- Expenditures:
 - Chaves County
 - DeBaca County
 - Guadalupe County
 - Otero County
 - Torrance County
 - Union County
- Claims:
 - Chaves County
 - Colfax County
 - Guadalupe County
 - Lea County
 - Lincoln County
 - Otero County
 - Sandoval County
 - Santa Fe County

The HPC assumes no responsibility for any use made of or conclusions drawn from the data.

2009 County Indigent Fund Participating Counties



 Indicates New Mexico Counties not participating in County Funding of Health Care Program

2009 County Financing of Health Care
New Mexico Health Policy Commission

SOLE COMMUNITY PROVIDER PROGRAM

The Sole Community Provider (SCP) Program is a federal/state payment program designated for hospitals that are the only hospital in a community. If a hospital is the only hospital in a community and the sole source of care for individuals, then it will have unreimbursed operating expenses. The SCP Program was created as an acknowledgement that hospitals and hospital emergency rooms were often the care provider of last resort and that costs associated with that situation would require additional reimbursement from the federal government. The program was created primarily to promote access to Medicare and Medicaid beneficiaries and also to provide additional payments to Sole Community Provider hospitals that had experienced significant volume decrease, but whose access was critical to local residents.

The federal criteria for SCP hospitals require that an SCP hospital be a rural hospital that meets at least one of the following conditions:

- Is located more than 35 miles from other like hospitals;
- Is an urban hospital more than 35 miles from other like hospitals;
- Has no more than 25% of residents who become hospital inpatients or no more than 25% of the Medicare beneficiaries who become hospital inpatients in the hospital's service area are admitted to other like hospitals located within a 35-mile radius of the hospital, or if larger, within its service area; or
- Has fewer than 50 beds and would admit at least 75% of the inpatients from its service area (not counting those patients who seek specialized care unavailable at the hospital); and
- That other like hospitals are inaccessible for at least 30 days in two out of three years because of local topography or prolonged or severe weather conditions.

The benefit to the hospital of meeting the SCP hospital criteria is a higher payment rate in addition to being eligible to participate in the supplemental payment program. Currently, all of New Mexico's licensed acute care hospitals, with the exception of nonpublic hospitals in Albuquerque, are SCP hospitals.

The SCP Program's state match is provided by counties via an intergovernmental transfer to the New Mexico Human Services Department (HSD). Federal funding for the program is allocated to each state to supplement the gap between the state's Medicaid provider rates paid to hospitals and the actual costs to hospitals. This gap has been widening in recent years, causing the cost of the program to grow. As the cost of the program grows, counties find it more difficult to make the maximum matching payments to maximize federal funds. By February 15 of each year, hospitals that qualify for the Sole Community Provider fund program submit a request to their county for funding in the upcoming fiscal year. HSD separately calculates the maximum amount each county is approved to receive based on the amount of federal funds allotted to the state and a formula that adjusts the previous year's amount for inflation and supplemental payments. Under current law, amounts are approved by counties and hospitals receive the lesser of the amount calculated by HSD or the amount approved by the county. The

amount approved by counties is often less than the amount calculated by HSD due to counties' difficulty in providing matching funds.

The Upper Payment Limit (UPL) or supplemental payment is based on a Centers for Medicare & Medicaid Services (CMS) approved Medicare upper payment limit calculation for the state's hospitals and is distributed to SCP hospitals. The calculation is the difference between what Medicaid pays and what Medicare would have paid for those services. This is calculated annually in July. The supplemental state share payments must be received from participating counties by mid-September and the supplemental payment must be paid by the end of the federal fiscal year (September 30).

Table 1: Upper Payment Limit Supplemental Payments SFY09

Privately Owned and Operated Facilities				
Provider #	Hospital	County	Amount Per County	Total Per Hospital
B-3186	Carlsbad Med Ctr.	Eddy	\$ 509,644.71	\$ 1,750,153.54
B-2978	Eastern NM Med. Ctr.	Chaves	\$ 841,165.11	\$ 2,888,616.43
265	Espanola	Rio Arriba	\$ 310,000.00	\$ 1,064,560.45
18	Gerald Champion	Otero	\$ -	\$ -
B-3139	Lea Regional Hospital	Lea	\$ 190,342.74	\$ 653,649.52
4924258	Los Alamos Med. Ctr.	Los Alamos	\$ 36,302.87	\$ 124,666.44
B-2113	Mimbres Memorial Hospital	Luna	\$ 106,231.32	\$ 364,805.36
95804528	Mountain View Regional Medical Ctr.	Dona Ana	\$ 57,158.90	\$ 196,287.44
76546	Alta Vista Regional Medical Center	San Miguel	\$ -	\$ -
224	Plains Regional Med Ctr. - Clovis	Curry	\$ 100,000.00	\$ 343,406.58
331	Rehoboth McKinley Christian Hospital	McKinley	\$ 554,840.12	\$ 1,905,357.54
695	Socorro General Hospital	Socorro	\$ 163,352.74	\$ 560,964.09
547	St. Vincent Hospital	Santa Fe	\$ 550,000.00	\$ 1,888,736.27
Total			\$ 3,419,038.51	\$ 18,413,456.00
Government Owned/Operated Facilities				
B-3279	Artesia General Hospital	Eddy	\$ 149,568.08	\$ 513,626.65
729	Cibola General Hospital	Cibola	\$ 222,438.19	\$ 763,867.40
646	Dan C. Trigg	Quay	\$ 181,852.64	\$ 624,493.94
570	Gila Regional	Grant	\$ 478,841.77	\$ 1,644,374.21
B-5936	Guadalupe County	Guadalupe	\$ 1,020,636.54	\$ 3,504,933.19
760	Holy Cross Hospital	Taos	\$ 312,245.95	\$ 1,072,273.17
521	Lincoln County Medical Center	Lincoln	\$ 149,018.40	\$ 511,739.03
67939864	Memorial Medical Center	Dona Ana	\$ 100,000.00	\$ 343,406.58
901	Nor-Lea General Hospital	Lea	\$ 15,890.00	\$ 54,567.31
299	San Juan Regional Medical Center	San Juan	\$ 719,606.93	\$ 2,471,177.64
216	Sierra Vista Hospital	Sierra	\$ 217,317.80	\$ 746,283.64
B-2253	Union County General Hospital	Union	\$ 123,479.39	\$ 424,036.36
G-8465	Roosevelt General	Roosevelt	\$ 181,129.99	\$ 622,012.32
968	Miners Colfax Medical Center	Colfax	\$ 3,698.41	\$ 12,700.58
Total			\$ 3,875,724.08	\$ 13,309,492.02
			\$ 7,294,762.59	\$ 13,309,492.00
Teaching Hospital @100%				
67	University Hospital		\$ 8,767,608.89	\$ 21,340,938.11
				\$ 30,108,547.00
Total UPL				\$ 61,831,495.00

Source: New Mexico Human Services Department, Medical Assistance Division.

Table 2 shows quarterly funds available to the hospitals if the hospital arranges matching shares from the county. Not all New Mexico counties contribute to or have available funds to contribute to the program.

Table 2: Sole Community Provider Fund SFY09 (\$)

Provider #	Hospital	9/30/2008	12/31/2008	3/31/2009	6/30/2009	TOTAL
B3279	ARTESIA	151,998	151,998	151,998	151,998	607,990
00729	CIBOLA	1,023,503	1,023,503	1,023,503	1,023,503	4,094,011
B3186	CARLSBAD MED. CENTER	924,885	924,885	924,885	924,885	3,699,541
00646	DR DAN TRIGG	547,628	547,628	547,628	547,628	2,190,512
B2978	ENMMC	4,093,836	4,093,836	4,093,836	4,093,836	16,375,344
00265	ESPANOLA	681,644	681,644	681,644	681,644	2,726,577
00018	GERALD CHAMP	642,767	642,767	642,767	642,767	2,571,069
00570	GILA REGIONAL	2,048,170	2,048,170	2,048,170	2,048,170	8,192,680
B5936	GUADALUPE CTY	76,118	76,118	76,118	76,118	304,472
00760	HOLY CROSS	1,380,091	1,380,091	1,380,091	1,380,091	5,520,363
B3139	LEA REGIONAL	1,325,385	1,325,385	1,325,385	1,325,385	5,301,538
00521	LINCOLN CTY	503,527	503,527	503,527	503,527	2,014,106
4924258	LOS ALAMOS	166,958	166,958	166,958	166,958	667,833
67939864	MEMORIAL MC	8,345,713	8,345,713	8,345,713	8,345,713	33,382,850
B2113	MIMBRES	688,538	688,538	688,538	688,538	2,754,150
00968	MINER'S COLFAX	79,068	79,068	79,068	79,068	316,271
95804528	MOUNTAIN VIEW REGIONAL	578,936	578,936	578,936	578,936	2,315,745
76546	ALTA VISTA REGIONAL	635,753	635,753	635,753	635,753	2,543,013
901	NOR-LEA GENERAL HOSPITAL	125,352	125,352	125,352	125,352	501,409
00224	PLAINS CLOVIS	440,560	440,560	440,560	440,560	1,762,239
00331	REHOBOTH - McKinley	1,220,037	1,220,037	1,220,037	1,220,037	4,880,148
G-8465	ROOSEVELT GENERAL HOSPITAL	317,975	317,975	317,975	317,975	1,271,899
00299	SAN JUAN REG	3,877,429	3,877,429	3,877,429	3,877,429	15,509,715
00216	SIERRA VISTA	531,648	531,648	531,648	531,648	2,126,593
00695	SOCORRO GEN	739,233	739,233	739,233	739,233	2,956,931
00547	ST VINCENT	8,435,564	8,435,564	8,435,564	8,435,564	33,742,256
B2253	UNION CTY	475,562	475,562	475,562	475,562	1,902,249
	TOTAL	40,057,876	40,057,876	40,057,876	40,057,876	160,231,504
State Share						
28.74%	9/30/2008					11,512,634
29.12%	12/31/2008					11,664,853
29.12%	3/31/2009					11,664,853
29.12%	6/30/2009					11,664,853
	State Share Due By County					46,507,194
	Federal Match					113,724,310
	Total					160,231,504

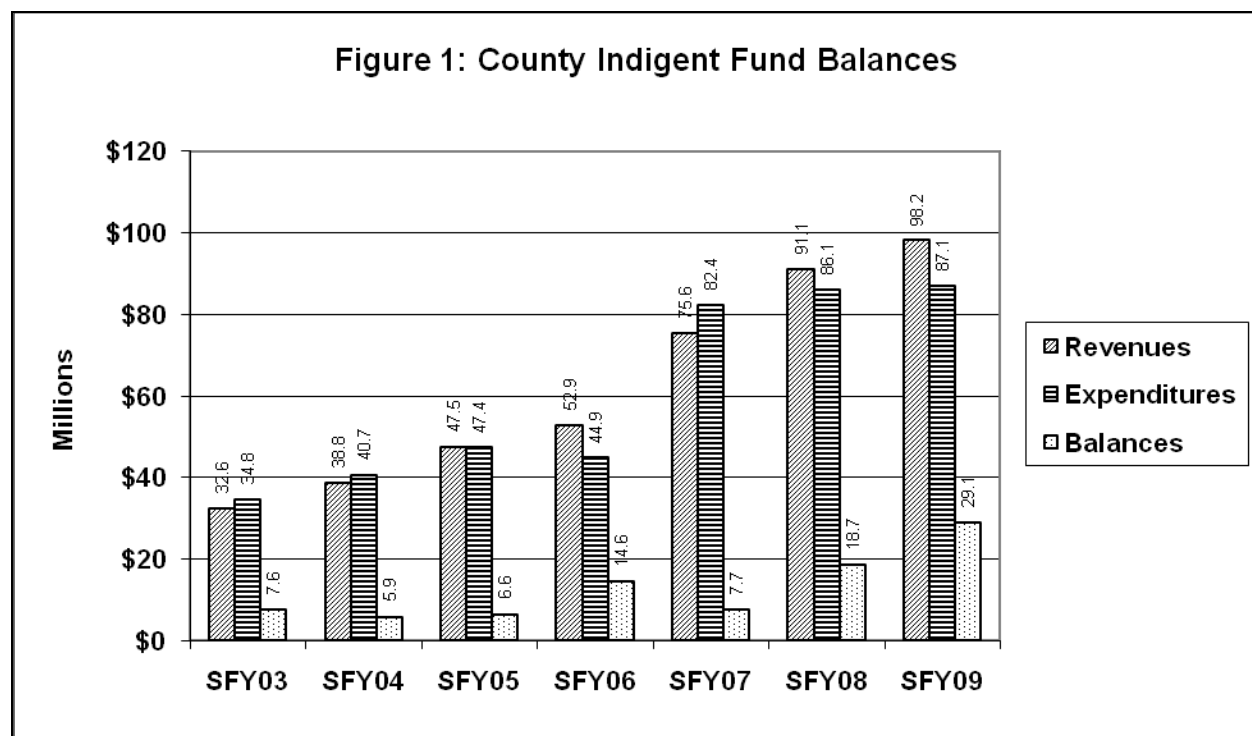
Source: New Mexico Human Services Department, Medical Assistance Division.

COUNTY INDIGENT FUND ANALYSIS

The following charts and tables detail County Indigent Fund revenues and expenditures. Figure 1 shows County Indigent Fund revenues, expenditures, and year-end cash balances for SFY03 through SFY09:

- Overall County Indigent Fund revenues increased by 201% from SFY03 to SFY09, while expenditures increased by 150%;
- SFY09 revenues exceeded expenditures by approximately \$11.1 million;
- The total County Indigent Fund year-end cash balances for SFY09 was \$29.1 million, a increase of \$10.4 million from the previous year; and
- From SFY08 to SFY09, County Indigent Fund revenues increased by \$7.1 million and expenditures increased by \$1.0 million.

Figures 2-5 illustrate the breakdown for SFY03 through SFY09 for revenues and expenditures.



SFY09 County Indigent Fund Revenues and Expenditures

Figure 2: County Indigent Fund Revenues, SFY09
(Dollars & Percent of Total Revenues)

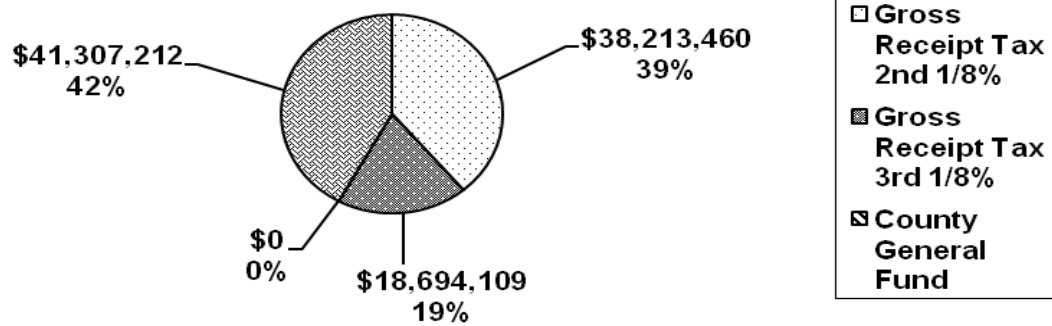
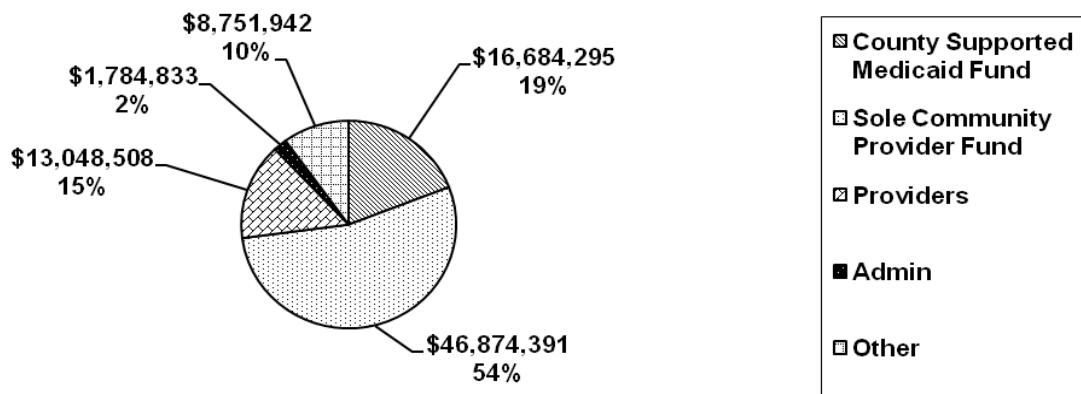
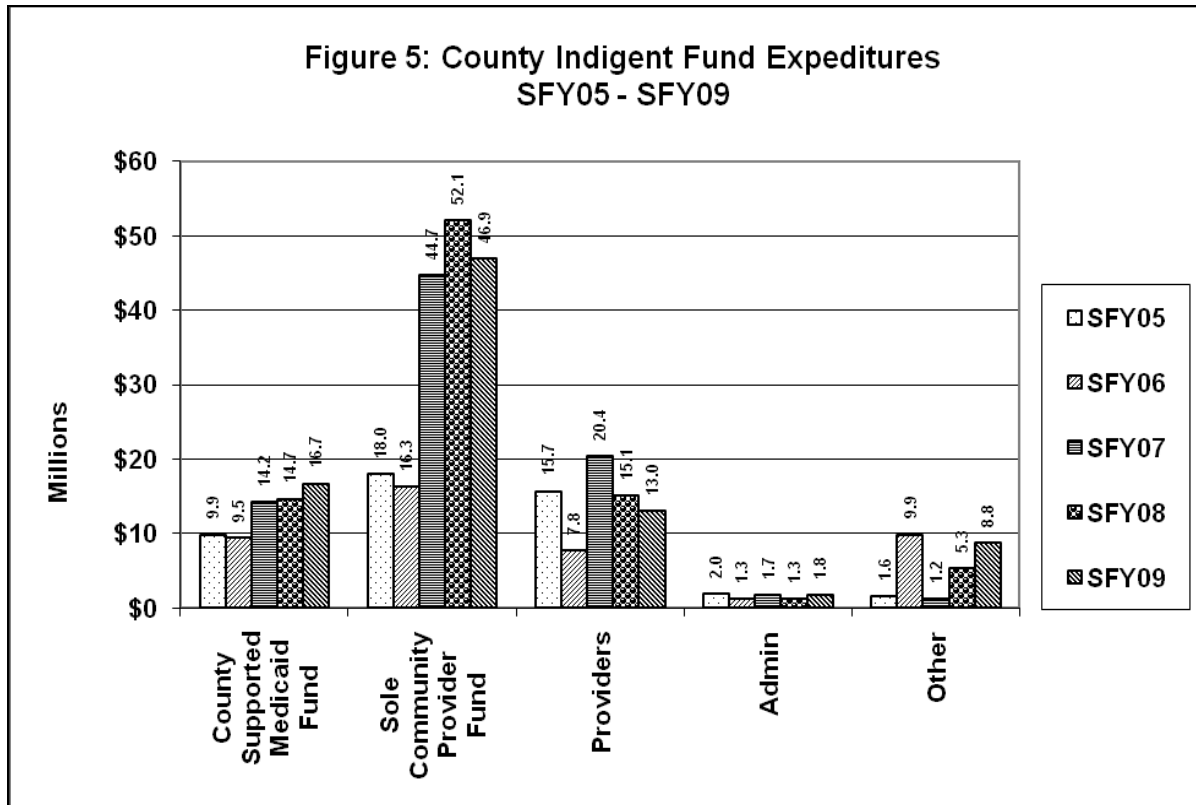
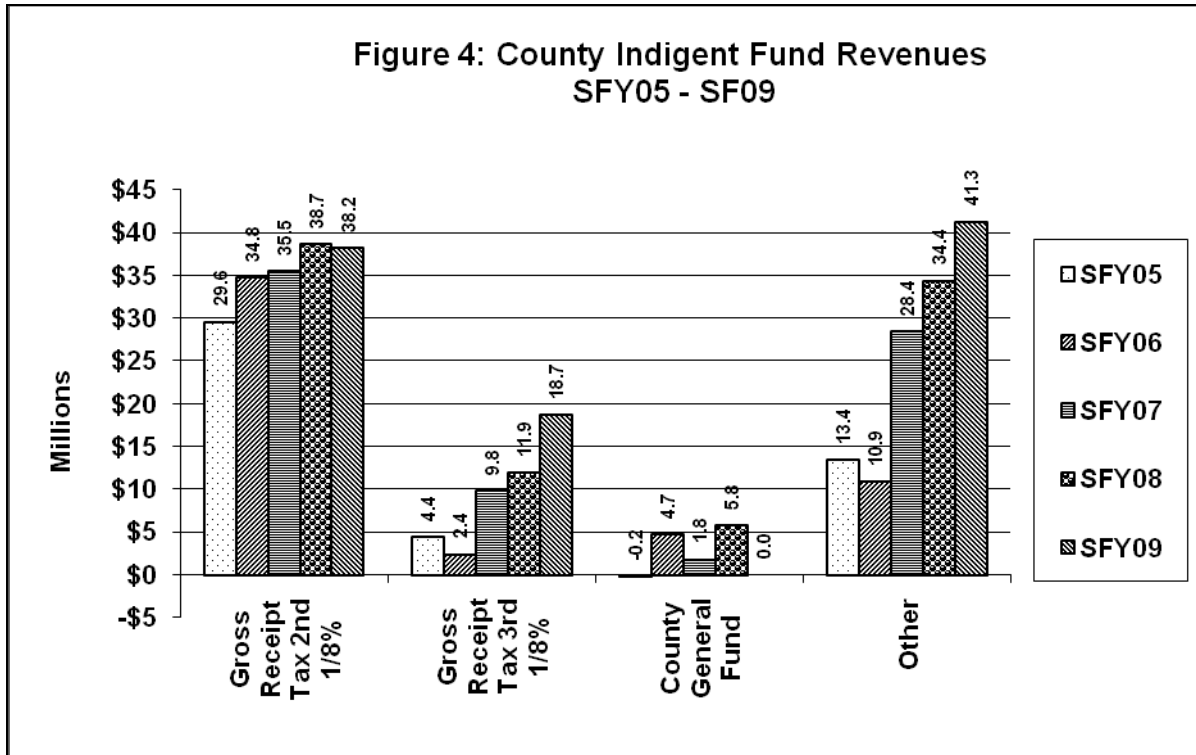


Figure 3: County Indigent Fund Expenditures, SFY09
(Dollars & Percent of Total Expenditures)



SFY05-SFY09 County indigent Fund Revenues and Expenditures



**TABLE 3: COUNTY FINANCING OF HEALTH CARE SUMMARY
SFY09**

Survey Findings:	
Total CIF Beginning of Year Balance (7/1/08)	\$18,005,695
Total Revenues	\$98,214,781
Total Expenditures	\$87,143,969
Total CIF End of Year Balance (6/30/09)	\$29,076,507
Total Paid to Services and Contract	\$40,269,578
Total Paid to Sole Community Provider Fund (SCPF)	\$46,874,391
CFHC Reporting Counties:	
	Number (Percent)
With Residency Requirement	30 (100.0%)
Allowing Service to Legal Immigrants (not US Citizens)	25 (83.3%)
Counties That Cover the Following Services:	
	Number (Percent)
Hospital Services	26 (86.7%)
Ambulance	24 (80.0%)
Substance Abuse	13 (43.3%)
Behavioral Health Care	13 (43.3%)
Home Health and Hospice Care	9 (30.0%)
Primary Care Clinic / Community Health Center	15 (50.0%)
Planning and Health Outreach	5 (16.7%)
Dental Services	12 (40.0%)
Other Services	0 (0.0%)

**TABLE 4: COUNTY INDIGENT FUND
REVENUES & EXPENDITURES BY COUNTY
SFY09**

County	July 1, 2008 Balance	Total Revenues	Total Expenditures	June 30, 2009 Balance
Bernalillo	\$1,092,295.00	\$11,355,844.00	\$7,610,344.00	\$4,837,795.00
Chaves	\$72,786.00	\$6,905,176.00	\$6,351,002.81	\$626,959.19
Cibola	\$442,415.65	\$1,722,910.97	\$1,528,787.81	\$636,538.81
Colfax	\$258,758.00	\$403,180.38	\$468,513.12	\$193,425.26
Curry	\$558,852.17	\$1,535,810.89	\$1,500,314.77	\$594,348.29
De Baca	\$59,190.41	\$72,480.00	\$14,880.00	\$116,790.41
Dona Ana	\$1,265,866.93	\$15,153,993.96	\$14,139,182.97	\$2,280,677.92
Eddy	\$619,455.63	\$4,220,438.77	\$3,910,194.19	\$929,700.21
Grant	\$12,942.34	\$3,346,820.25	\$3,595,697.01	(\$235,934.42)
Guadalupe	\$56,251.76	\$1,228,923.84	\$1,436.00	\$1,283,739.60
Hidalgo	\$143,530.84	\$121,024.34	\$103,885.34	\$160,669.84
Lea	\$117,137.00	\$6,481,636.00	\$5,275,456.00	\$1,323,317.00
Lincoln	\$842,907.00	\$2,378,595.15	\$1,696,022.43	\$1,525,479.72
Los Alamos	\$1,251,372.00	\$2,164,467.00	\$1,861,277.00	\$1,554,562.00
Luna	(\$51,321.61)	\$773,709.08	\$1,055,606.96	(\$333,219.49)
McKinley	\$1,257,563.00	\$3,731,548.00	\$2,994,586.00	\$1,994,525.00
Mora	\$47,466.59	\$46,635.00	\$40,046.00	\$54,055.59
Otero	\$1,023,729.53	\$1,753,552.72	\$1,631,237.72	\$1,146,044.53
Quay	\$31,087.00	\$1,743,867.00	\$927,845.00	\$847,109.00
Rio Arriba	\$463,921.58	\$1,794,140.33	\$1,853,510.14	\$404,551.77
Roosevelt	\$0.00	\$785,548.00	\$775,347.00	\$10,201.00
San Juan	\$339,775.89	\$10,983,971.75	\$10,936,745.70	\$387,001.94
San Miguel	\$71,935.59	\$932,316.01	\$1,001,156.01	\$3,095.59
Sandoval	\$2,840,385.00	\$3,190,339.00	\$1,668,148.00	\$4,362,576.00
Santa Fe	\$3,431,551.00	\$9,358,945.00	\$9,182,818.00	\$3,607,678.00
Sierra	\$178,019.67	\$1,419,475.82	\$1,394,673.02	\$202,822.47
Taos	\$78,171.91	\$2,673,956.67	\$2,751,547.89	\$580.69
Torrance	\$30,700.00	\$307,000.00	\$371,208.00	(\$33,508.00)
Union	\$15,271.45	\$39,905.40	\$1,161,973.34	(\$1,106,796.49)
Valencia	\$1,453,677.85	\$1,588,569.81	\$1,340,526.96	\$1,701,720.70
Totals	\$18,005,695.18	\$98,214,781.14	\$87,143,969.19	\$29,076,507.13

**TABLE 5: COUNTY INDIGENT FUND
REVENUE SOURCES BY COUNTY
SFY09**

County	Gross Receipts Tax (2nd 1/8 %)	Gross Receipts Tax (3rd 1/8%)	General Fund Transfers	*Other Revenues	Total Revenues
Bernalillo	\$1,000,000.00	\$10,355,844.00	\$0.00	\$0.00	\$11,355,844.00
Chaves	\$1,456,090.00	\$728,045.00	\$0.00	\$4,721,041.00	\$6,905,176.00
Cibola	\$593,085.93	\$0.00	\$0.00	\$1,129,825.04	\$1,722,910.97
Colfax	\$402,770.12	\$0.00	\$0.00	\$410.26	\$403,180.38
Curry	\$1,015,297.97	\$0.00	\$0.00	\$520,512.92	\$1,535,810.89
De Baca	\$72,480.00	\$0.00	\$0.00	\$0.00	\$72,480.00
Dona Ana	\$2,000,000.00	\$6,521,705.00	\$0.00	\$6,632,288.96	\$15,153,993.96
Eddy	\$3,261,574.99	\$0.00	\$0.00	\$958,863.78	\$4,220,438.77
Grant	\$528,395.79	\$528,395.79	\$0.00	\$2,290,028.67	\$3,346,820.25
Guadalupe	\$131,653.18	\$0.00	\$0.00	\$1,097,270.66	\$1,228,923.84
Hidalgo	\$121,024.34	\$0.00	\$0.00	\$0.00	\$121,024.34
Lea	\$4,126,098.00	\$0.00	\$0.00	\$2,355,538.00	\$6,481,636.00
Lincoln	\$630,920.59	\$0.00	\$0.00	\$1,747,674.56	\$2,378,595.15
Los Alamos	\$2,157,587.00	\$0.00	\$0.00	\$6,880.00	\$2,164,467.00
Luna	\$773,709.08	\$0.00	\$0.00	\$0.00	\$773,709.08
McKinley	\$1,556,322.00	\$0.00	\$0.00	\$2,175,226.00	\$3,731,548.00
Mora	\$46,635.00	\$0.00	\$0.00	\$0.00	\$46,635.00
Otero	\$1,144,534.71	\$0.00	\$0.00	\$609,018.01	\$1,753,552.72
Quay	\$240,115.00	\$120,058.00	\$0.00	\$1,383,694.00	\$1,743,867.00
Rio Arriba	\$1,111,616.41	\$0.00	\$0.00	\$682,523.92	\$1,794,140.33
Roosevelt	\$321,827.00	\$0.00	\$0.00	\$463,721.00	\$785,548.00
San Juan	\$5,548,899.88	\$0.00	\$0.00	\$5,435,071.87	\$10,983,971.75
San Miguel	\$462,838.42	\$231,419.21	\$0.00	\$238,058.38	\$932,316.01
Sandoval	\$2,146,105.00	\$0.00	\$0.00	\$1,044,234.00	\$3,190,339.00
Santa Fe	\$4,884,471.00	\$0.00	\$0.00	\$4,474,474.00	\$9,358,945.00
Sierra	\$101,641.72	\$101,641.72	\$0.00	\$1,216,192.38	\$1,419,475.82
Taos	\$1,049,278.21	\$0.00	\$0.00	\$1,624,678.46	\$2,673,956.67
Torrance	\$200,000.00	\$107,000.00	\$0.00	\$0.00	\$307,000.00
Union	\$15,271.45	\$0.00	\$0.00	\$24,633.95	\$39,905.40
Valencia	\$1,113,217.15	\$0.00	\$0.00	\$475,352.66	\$1,588,569.81
Totals	\$38,213,459.94	\$18,694,108.72	\$0.00	\$41,307,212.48	\$98,214,781.14

* Other revenues include grants, penalties, reimbursement and interest.

**TABLE 6: COUNTY INDIGENT FUND
EXPENDITURE TYPES BY COUNTY
SFY09**

County	Transfers to CSMF*	Transfers to SCPF**	Providers & Contractors	Administrative Costs	Other Expenses	Total Expenditures
Bernalillo	\$0.00	\$0.00	\$1,008,294.00	\$7,324.00	\$6,594,726.00	\$7,610,344.00
Chaves	\$0.00	\$5,240,896.11	\$922,568.07	\$119,462.63	\$68,076.00	\$6,351,002.81
Cibola	\$167,516.00	\$1,129,285.18	\$212,024.23	\$0.00	\$19,962.40	\$1,528,787.81
Colfax	\$0.00	\$369,921.06	\$95,477.06	\$25.00	\$3,090.00	\$468,513.12
Curry	\$520,512.34	\$611,490.00	\$270,811.46	\$96,300.97	\$1,200.00	\$1,500,314.77
De Baca	\$13,892.00	\$0.00	\$988.00	\$0.00	\$0.00	\$14,880.00
Dona Ana	\$1,846,712.00	\$10,474,445.90	\$1,818,025.07	\$0.00	\$0.00	\$14,139,182.97
Eddy	\$1,391,604.00	\$1,912,478.70	\$393,111.78	\$0.00	\$212,999.71	\$3,910,194.19
Grant	\$264,197.90	\$2,853,959.77	\$367,739.34	\$108,000.00	\$1,800.00	\$3,595,697.01
Guadalupe	\$0.00	\$0.00	\$236.00	\$0.00	\$1,200.00	\$1,436.00
Hidalgo	\$50,272.00	\$18,532.00	\$33,881.34	\$0.00	\$1,200.00	\$103,885.34
Lea	\$1,937,428.00	\$1,890,538.00	\$1,311,898.00	\$52,269.00	\$83,323.00	\$5,275,456.00
Lincoln	\$304,680.00	\$733,613.40	\$592,252.68	\$63,876.35	\$1,600.00	\$1,696,022.43
Los Alamos	\$842,060.00	\$747,054.00	\$190,950.00	\$81,213.00	\$0.00	\$1,861,277.00
Luna	\$0.00	\$934,129.32	\$120,277.64	\$0.00	\$1,200.00	\$1,055,606.96
McKinley	\$522,628.00	\$1,864,046.00	\$501,220.00	\$106,092.00	\$600.00	\$2,994,586.00
Mora	\$22,825.00	\$0.00	\$17,221.00	\$0.00	\$0.00	\$40,046.00
Otero	\$572,267.36	\$746,253.00	\$205,232.40	\$87,729.69	\$19,755.27	\$1,631,237.72
Quay	\$96,800.00	\$817,650.00	\$12,795.00	\$0.00	\$600.00	\$927,845.00
Rio Arriba	\$379,682.08	\$1,107,990.00	\$0.00	\$60,114.22	\$305,714.84	\$1,853,510.14
Roosevelt	\$147,592.00	\$550,298.00	\$58,707.00	\$18,750.00	\$0.00	\$775,347.00
San Juan	\$2,647,332.00	\$5,221,300.93	\$1,403,850.10	\$341,460.91	\$1,322,801.76	\$10,936,745.70
San Miguel	\$234,971.01	\$764,985.00	\$0.00	\$0.00	\$1,200.00	\$1,001,156.01
Sandoval	\$1,028,428.00	\$0.00	\$510,638.00	\$115,389.00	\$13,693.00	\$1,668,148.00
Santa Fe	\$2,500,000.00	\$5,101,672.00	\$1,340,905.00	\$224,641.00	\$15,600.00	\$9,182,818.00
Sierra	\$94,780.00	\$1,102,256.71	\$0.00	\$150,136.31	\$47,500.00	\$1,394,673.02
Taos	\$417,164.23	\$2,005,978.95	\$229,582.96	\$83,221.75	\$15,600.00	\$2,751,547.89
Torrance	\$107,000.00	\$0.00	\$248,423.00	\$4,400.00	\$11,385.00	\$371,208.00
Union	\$115,324.00	\$675,608.39	\$369,840.95	\$0.00	\$1,200.00	\$1,161,973.34
Valencia	\$458,627.20	\$0.00	\$811,558.23	\$64,426.69	\$5,914.84	\$1,340,526.96
Totals	\$16,684,295.12	\$46,874,391.42	\$13,048,508.31	\$1,784,832.52	\$8,751,941.82	\$87,143,969.19

* County Supported Medicaid Fund

**Sole Community Provider Fund

APPENDIX A: SURVEY RESPONSES BY COUNTY

BERNALILLO COUNTY

COUNTY FINANCING OF HEALTH CARE FOR STATE FISCAL YEAR ENDING JUNE 30, 2009		
2008 POPULATION		635,139
ACCOUNTING METHOD		ACCRUAL
	\$ Amount	\$ Total
REVENUES:		
2 nd 1/8 th Gross Receipts Tax	\$1,000,000.00	
3 rd 1/8 th Gross Receipts Tax	\$10,355,844.00	
1/16 th County Supported Medicaid GRT	\$0.00	
Refunds	\$0.00	
General Fund GRT	\$0.00	
Other Revenues	\$0.00	
Mill Levy Property Tax	\$0.00	
TOTAL REVENUES		\$11,355,844.00
EXPENDITURES:		
Base Sole Community Provider	\$0.00	
Supplemental Sole Community Provider	\$0.00	
County Supported Medicaid	\$0.00	
University of New Mexico Health Sciences Center	\$0.00	
Out-of-County Hospital(s) non-UNM Health Sciences Center	\$0.00	
Out-of-State Hospital(s)	\$0.00	
Ambulance	\$0.00	
Home Health & Hospice	\$0.00	
Primary Care/Specialty Care/Community Health Center or Clinics	\$710,292.82	
Dental	\$298,001.18	
Pharmacy	\$0.00	
Substance Abuse Treatment	\$0.00	
Other Behavioral Health	\$0.00	
Planning and Outreach	\$0.00	
Inmate Care	\$0.00	
Administration Costs	\$7,324.00	
Other Expenditures	\$6,594,726.00	
TOTAL EXPENDITURES		\$7,610,344.00
TOTAL NUMBER OF CLAIMS		9,185
AVERAGE COST PER INDIVIDUAL/ENCOUNTER/CLAIM		\$828.56
RESERVED FOR ENCUMBRANCES FOR FUTURE EXPENDITURE:		
	Vendor	\$ Amount
Pending Claims/Other Providers	Stanford Health Clinic	\$3,300,000.00
Pending Claims/Other Providers	MDC/Community Medical Services Contract	\$6,129,966.00
Pending Claims/Other Providers	Department of Substance Abuse - Buprenorphine	\$500,000.00
Pending Claims/Other Providers	Department of Substance Abuse - Aftercare	\$134,170.00
Pending Claims/Other Providers	Debt Service, Health Services Unit	\$1,199,000.00
Pending Claims/Other Providers	ABQ HC for the Homeless, SE Heights Clinic, Comm Dental, 1st Choice, 1st Nations, UNMH Managing	\$556,925.00
TOTAL RESERVED FOR ENCUMBRANCES		\$11,820,061.00
AMOUNT FROM FY09 BUDGETED FOR FY10 EXPENDITURES		\$187,483.00
AMOUNT FROM FY09 BUDGETED FOR OBLIGATIONS		\$12,685,891.00
UNOBLIGATED ENDING BALANCE FOR JUNE 30, 2009		\$0.00

CHAVES COUNTY

COUNTY FINANCING OF HEALTH CARE FOR STATE FISCAL YEAR ENDING JUNE 30, 2009		
2008 POPULATION	63,060	
ACCOUNTING METHOD	ACCRUAL	
	\$ Amount	\$ Total
REVENUES:		
2 nd 1/8 th Gross Receipts Tax	\$1,456,090.00	
3 rd 1/8 th Gross Receipts Tax	\$728,045.00	
1/16 th County Supported Medicaid GRT	\$192,893.00	
Refunds	\$28,148.00	
General Fund GRT	\$0.00	
Other Revenues	\$4,500,000.00	
Mill Levy Property Tax	\$0.00	
TOTAL REVENUES		\$6,905,176.00
EXPENDITURES:		
Base Sole Community Provider	\$4,399,731.00	
Supplemental Sole Community Provider	\$841,165.11	
County Supported Medicaid	\$0.00	
University of New Mexico Health Sciences Center	\$27,455.00	
Out-of-County Hospital(s) non-UNM Health Sciences Center	\$50,468.05	
Out-of-State Hospital(s)	\$7,289.51	
Ambulance	\$242,058.00	
Home Health & Hospice	\$58,998.00	
Primary Care/Specialty Care/Community Health Center or Clinics	\$291,729.51	
Dental	\$173,599.00	
Pharmacy	\$0.00	
Substance Abuse Treatment	\$70,971.00	
Other Behavioral Health	\$0.00	
Planning and Outreach	\$0.00	
Inmate Care	\$0.00	
Administration Costs	\$119,462.63	
Other Expenditures – Radiology/Pathology/Specialty Physicians	\$68,076.00	
TOTAL EXPENDITURES		\$6,351,002.81
TOTAL NUMBER OF CLAIMS		6,511
AVERAGE COST PER INDIVIDUAL/ENCOUNTER/CLAIM		\$975.43
RESERVED FOR ENCUMBRANCES FOR FUTURE EXPENDITURE:	Vendor	\$ Amount
Pending Claims/Hospitals		\$0.00
Pending Claims/Other Providers		\$0.00
TOTAL RESERVED FOR ENCUMBRANCES		\$0.00
AMOUNT FROM FY09 BUDGETED FOR FY10 EXPENDITURES		\$7,395,167.00
AMOUNT FROM FY09 BUDGETED FOR OBLIGATIONS		\$7,876,520.00
UNOBLIGATED ENDING BALANCE FOR JUNE 30, 2009		\$72,586.00

CIBOLA COUNTY

COUNTY FINANCING OF HEALTH CARE FOR STATE FISCAL YEAR ENDING JUNE 30, 2009		
2008 POPULATION	27,285	
ACCOUNTING METHOD	CASH	
	\$ Amount	\$ Total
REVENUES:		
2 nd 1/8 th Gross Receipts Tax	\$593,085.93	
3 rd 1/8 th Gross Receipts Tax	\$0.00	
1/16 th County Supported Medicaid GRT	\$0.00	
Refunds	\$539.86	
General Fund GRT	\$0.00	
Other Revenues	\$1,129,285.18	
Mill Levy Property Tax	\$0.00	
TOTAL REVENUES		\$1,722,910.97
EXPENDITURES:		
Base Sole Community Provider	\$955,773.00	
Supplemental Sole Community Provider	\$173,512.18	
County Supported Medicaid	\$167,516.00	
University of New Mexico Health Sciences Center	\$0.00	
Out-of-County Hospital(s) non-UNM Health Sciences Center	\$195,543.65	
Out-of-State Hospital(s)	\$0.00	
Ambulance	\$0.00	
Home Health & Hospice	0.00	
Primary Care/Specialty Care/Community Health Center or Clinics	\$16,480.58	
Dental	\$0.00	
Pharmacy	\$0.00	
Substance Abuse Treatment	\$0.00	
Other Behavioral Health	\$0.00	
Planning and Outreach	\$0.00	
Inmate Care	\$0.00	
Administration Costs	\$0.00	
Other Expenditures	\$19,962.40	
TOTAL EXPENDITURES		\$1,528,787.81
TOTAL NUMBER OF CLAIMS		80
AVERAGE COST PER INDIVIDUAL/ENCOUNTER/CLAIM		\$19,109.85
RESERVED FOR ENCUMBRANCES FOR FUTURE EXPENDITURE:	Vendor	\$ Amount
Pending Claims/Hospitals		\$0.00
Pending Claims/Other Providers		\$0.00
TOTAL RESERVED FOR ENCUMBRANCES		\$0.00
AMOUNT FROM FY09 BUDGETED FOR FY10 EXPENDITURES		\$0.00
AMOUNT FROM FY09 BUDGETED FOR OBLIGATIONS		\$0.00
UNOBLIGATED ENDING BALANCE FOR JUNE 30, 2009		\$784,811.91

COLFAX COUNTY

COUNTY FINANCING OF HEALTH CARE FOR STATE FISCAL YEAR ENDING JUNE 30, 2009		
2008 POPULATION		12,962
ACCOUNTING METHOD		ACCRUAL
	\$ Amount	\$ Total
REVENUES:		
2 nd 1/8 th Gross Receipts Tax	\$402,770.12	
3 rd 1/8 th Gross Receipts Tax	\$0.00	
1/16 th County Supported Medicaid GRT	\$0.00	
Refunds	\$410.26	
General Fund GRT	\$0.00	
Other Revenues	\$0.00	
Mill Levy Property Tax	\$0.00	
TOTAL REVENUES		\$403,180.38
EXPENDITURES:		
Base Sole Community Provider	\$348,730.39	
Supplemental Sole Community Provider	\$21,190.67	
County Supported Medicaid	\$0.00	
University of New Mexico Health Sciences Center	\$25,424.91	
Out-of-County Hospital(s) non-UNM Health Sciences Center	\$27,027.15	
Out-of-State Hospital(s)	\$8,594.97	
Ambulance	\$9,995.71	
Home Health & Hospice	\$0.00	
Primary Care/Specialty Care/Community Health Center or Clinics	\$0.00	
Dental	\$0.00	
Pharmacy	\$0.00	
Substance Abuse Treatment	\$0.00	
Other Behavioral Health	\$0.00	
Planning and Outreach	\$0.00	
Inmate Care	\$24,434.32	
Administration Costs	\$25.00	
Other Expenditures	\$3,090.00	
TOTAL EXPENDITURES		\$468,513.12
TOTAL NUMBER OF CLAIMS		225
AVERAGE COST PER INDIVIDUAL/ENCOUNTER/CLAIM		\$2,082.28
RESERVED FOR ENCUMBRANCES FOR FUTURE EXPENDITURE	Vendor	\$ Amount
Pending Claims/Hospitals		\$0.00
Pending Claims/Other Providers		\$0.00
TOTAL RESERVED FOR ENCUMBRANCES		\$0.00
AMOUNT FROM FY09 BUDGETED FOR FY10		\$0.00
AMOUNT FROM FY09 BUDGETED FOR OBLIGATIONS		\$0.00
UNOBLIGATED ENDING BALANCE FOR JUNE 30, 2009		\$73,908.80

CURRY COUNTY

COUNTY FINANCING OF HEALTH CARE FOR STATE FISCAL YEAR ENDING JUNE 30, 2009		
2008 POPULATION	43,755	
ACCOUNTING METHOD	CASH	
	\$ Amount	\$ Total
REVENUES:		
2 nd 1/8 th Gross Receipts Tax	\$1,015,297.97	
3 rd 1/8 th Gross Receipts Tax	\$0.00	
1/16 th County Supported Medicaid GRT	\$520,512.34	
Refunds	\$0.58	
General Fund GRT	\$0.00	
Other Revenues	\$0.00	
Mill Levy Property Tax	\$0.00	
TOTAL REVENUES		\$1,535,810.89
EXPENDITURES:		
Base Sole Community Provider	\$511,490.00	
Supplemental Sole Community Provider	\$100,000.00	
County Supported Medicaid	\$520,512.34	
University of New Mexico Health Sciences Center	\$0.00	
Out-of-County Hospital(s) non-UNM Health Sciences Center	\$8,949.56	
Out-of-State Hospital(s)	\$38,560.18	
Ambulance	\$9,549.79	
Home Health & Hospice	\$0.00	
Primary Care/Specialty Care/Community Health Center or Clinics	\$71,076.78	
Dental	\$119,558.67	
Pharmacy	\$19,968.00	
Substance Abuse Treatment	\$0.00	
Other Behavioral Health	\$0.00	
Planning and Outreach	\$0.00	
Inmate Care	\$3,148.48	
Administration Costs	\$96,300.97	
Other Expenditures	\$1,200.00	
TOTAL EXPENDITURES		\$1,500,314.77
TOTAL NUMBER OF CLAIMS		2,642
AVERAGE COST PER INDIVIDUAL/ENCOUNTER/CLAIM		\$567.87
RESERVED FOR ENCUMBRANCES FOR FUTURE EXPENDITURE:	Vendor	\$ Amount
Pending Claims/Hospitals	Not Specified	\$119,954.49
Pending Claims/Other Providers	Not Specified	\$80,575.47
Pending Claims/Other Providers	Ambulance	\$392.69
TOTAL RESERVED FOR ENCUMBRANCES		\$200,922.65
AMOUNT FROM FY09 BUDGETED FOR FY10 EXPENDITURES		\$400,000.00
AMOUNT FROM FY09 BUDGETED FOR OBLIGATIONS		\$80,968.00
UNOBLIGATED ENDING BALANCE FOR JUNE 30, 2009		\$477,884.01

DE BACA COUNTY

COUNTY FINANCING OF HEALTH CARE FOR STATE FISCAL YEAR ENDING JUNE 30, 2009		
2008 POPULATION	1,907	
ACCOUNTING METHOD	CASH	
	\$ Amount	\$ Total
REVENUES:		
2 nd 1/8 th Gross Receipts Tax	\$72,480.00	
3 rd 1/8 th Gross Receipts Tax	\$0.00	
1/16 th County Supported Medicaid GRT	\$0.00	
Refunds	\$0.00	
General Fund GRT	\$0.00	
Other Revenues	\$0.00	
Mill Levy Property Tax	\$0.00	
TOTAL REVENUES		\$72,480.00
EXPENDITURES:		
Base Sole Community Provider	\$0.00	
Supplemental Sole Community Provider	\$0.00	
County Supported Medicaid	\$13,892.00	
University of New Mexico Health Sciences Center	\$0.00	
Out-of-County Hospital(s) non-UNM Health Sciences Center	\$0.00	
Out-of-State Hospital(s)	\$0.00	
Ambulance	\$0.00	
Home Health & Hospice	\$0.00	
Primary Care/Specialty Care/Community Health Center or Clinics	\$988.00	
Dental	\$0.00	
Pharmacy	\$0.00	
Substance Abuse Treatment	\$0.00	
Other Behavioral Health	\$0.00	
Planning and Outreach	\$0.00	
Inmate Care	\$0.00	
Administration Costs	\$0.00	
Other Expenditures	\$0.00	
TOTAL EXPENDITURES		\$14,880.00
TOTAL NUMBER OF CLAIMS		1
AVERAGE COST PER INDIVIDUAL/ENCOUNTER/CLAIM		\$14,880.00
RESERVED FOR ENCUMBRANCES FOR FUTURE EXPENDITURE:	Vendor	\$ Amount
Pending Claims/Hospitals		\$0.00
Pending Claims/Other Providers		\$0.00
TOTAL RESERVED FOR ENCUMBRANCES		\$0.00
AMOUNT FROM FY09 BUDGETED FOR FY10 EXPENDITURES		\$72,480.00
AMOUNT FROM FY09 BUDGETED FOR OBLIGATIONS		\$0.00
UNOBLIGATED ENDING BALANCE FOR JUNE 30, 2009		\$72,480.00

DOÑA ANA COUNTY

COUNTY FINANCING OF HEALTH CARE FOR STATE FISCAL YEAR ENDING JUNE 30, 2009		
2008 POPULATION	201,603	
ACCOUNTING METHOD	ACCRUAL	
	\$ Amount	\$ Total
REVENUES:		
2 nd 1/8 th Gross Receipts Tax	\$2,000,000.00	
3 rd 1/8 th Gross Receipts Tax	\$6,521,705.00	
1/16 th County Supported Medicaid GRT	\$1,846,712.00	
Refunds	\$41,739.50	
General Fund GRT	\$0.00	
Other Revenues	\$4,743,837.46	
Mill Levy Property Tax	\$0.00	
TOTAL REVENUES		\$15,153,993.96
EXPENDITURES:		
Base Sole Community Provider	\$10,317,287.00	
Supplemental Sole Community Provider	\$157,158.90	
County Supported Medicaid	\$1,846,712.00	
University of New Mexico Health Sciences Center	\$28,878.00	
Out-of-County Hospital(s) non-UNM Health Sciences Center	\$13,576.70	
Out-of-State Hospital(s)	\$437,365.69	
Ambulance	\$1,338,204.68	
Home Health & Hospice	\$0.00	
Primary Care/Specialty Care/Community Health Center or Clinics	\$0.00	
Dental	\$0.00	
Pharmacy	\$0.00	
Substance Abuse Treatment	\$0.00	
Other Behavioral Health	\$0.00	
Planning and Outreach	\$0.00	
Inmate Care	\$0.00	
Administration Costs	\$0.00	
Other Expenditures	\$0.00	
TOTAL EXPENDITURES		\$14,139,182.97
TOTAL NUMBER OF CLAIMS		14,098
AVERAGE COST PER INDIVIDUAL/ENCOUNTER/CLAIM		\$1,009.29
RESERVED FOR ENCUMBRANCES FOR FUTURE EXPENDITURE:	Vendor	\$ Amount
Pending Claims/Hospitals		\$0.00
Pending Claims/Other Providers		\$0.00
TOTAL RESERVED FOR ENCUMBRANCES		\$0.00
AMOUNT FROM FY09 BUDGETED FOR FY10 EXPENDITURES		\$0.00
AMOUNT FROM FY09 BUDGETED FOR OBLIGATIONS		\$2,832,836.06
UNOBLIGATED ENDING BALANCE FOR JUNE 30, 2009		\$0.00

EDDY COUNTY

COUNTY FINANCING OF HEALTH CARE FOR STATE FISCAL YEAR ENDING JUNE 30, 2009		
2008 POPULATION	51,360	
ACCOUNTING METHOD	CASH	
	\$ Amount	\$ Total
REVENUES:		
2 nd 1/8 th Gross Receipts Tax	\$3,261,574.99	
3 rd 1/8 th Gross Receipts Tax	\$0.00	
1/16 th County Supported Medicaid GRT	\$0.00	
Refunds	\$614,220.78	
General Fund GRT	\$0.00	
Other Revenues-Liens, Contractual MOU Reimbursements	\$344,643.00	
Mill Levy Property Tax	\$0.00	
TOTAL REVENUES		\$4,220,438.77
EXPENDITURES:		
Base Sole Community Provider	\$1,253,266.00	
Supplemental Sole Community Provider	\$659,212.70	
County Supported Medicaid	\$1,391,604.00	
University of New Mexico Health Sciences Center	\$15,386.00	
Out-of-County Hospital(s) non-UNM Health Sciences Center	\$12,921.76	
Out-of-State Hospital(s)	\$146,594.56	
Ambulance	\$48,327.28	
Home Health & Hospice	\$0.00	
Primary Care/Specialty Care/Community Health Center or Clinics	\$100,000.00	
Dental	\$0.00	
Pharmacy	\$63,272.13	
Substance Abuse Treatment	\$0.00	
Other Behavioral Health	\$6,610.05	
Planning and Outreach	\$0.00	
Inmate Care	\$0.00	
Administration Costs	\$0.00	
Other Expenditures-Physicians	\$212,999.71	
TOTAL EXPENDITURES		\$3,910,194.19
TOTAL NUMBER OF CLAIMS		4,951
AVERAGE COST PER INDIVIDUAL/ENCOUNTER/CLAIM		\$789.78
RESERVED FOR ENCUMBRANCES FOR FUTURE EXPENDITURE:	Vendor	\$ Amount
Pending Claims/Hospitals		\$0.00
Pending Claims/Other Providers		\$0.00
TOTAL RESERVED FOR ENCUMBRANCES		\$0.00
AMOUNT FROM FY09 BUDGETED FOR FY10 EXPENDITURES		\$619,455.63
AMOUNT FROM FY09 BUDGETED FOR OBLIGATIONS		\$0.00
UNOBLIGATED ENDING BALANCE FOR JUNE 30, 2009		\$0.00

GRANT COUNTY

COUNTY FINANCING OF HEALTH CARE FOR STATE FISCAL YEAR ENDING JUNE 30, 2009		
2008 POPULATION	29,844	
ACCOUNTING METHOD	CASH	
	\$ Amount	\$ Total
REVENUES:		
2 nd 1/8 th Gross Receipts Tax	\$528,395.79	
3 rd 1/8 th Gross Receipts Tax	\$528,395.79	
1/16 th County Supported Medicaid GRT	\$264,197.90	
Refunds	\$950.00	
General Fund GRT	\$0.00	
Other Revenues	\$2,024,878.77	
Mill Levy Property Tax	\$0.00	
TOTAL REVENUES		\$3,346,820.25
EXPENDITURES:		
Base Sole Community Provider	\$2,375,118.00	
Supplemental Sole Community Provider	\$478,841.77	
County Supported Medicaid	\$264,197.90	
University of New Mexico Health Sciences Center	\$62,591.64	
Out-of-County Hospital(s) non-UNM Health Sciences Center	\$177,864.73	
Out-of-State Hospital(s)	\$83,859.83	
Ambulance	\$43,423.14	
Home Health & Hospice	\$0.00	
Primary Care/Specialty Care/Community Health Center or Clinics	\$0.00	
Dental	\$0.00	
Pharmacy	\$0.00	
Substance Abuse Treatment	\$0.00	
Other Behavioral Health	\$0.00	
Planning and Outreach	\$0.00	
Inmate Care	\$0.00	
Administration Costs	\$108,000.00	
Other Expenditures	\$1,800.00	
TOTAL EXPENDITURES		\$3,595,697.01
TOTAL NUMBER OF CLAIMS		8,313
AVERAGE COST PER INDIVIDUAL/ENCOUNTER/CLAIM		\$432.54
RESERVED FOR ENCUMBRANCES FOR FUTURE EXPENDITURE:	Vendor	\$ Amount
Pending Claims/Hospitals		\$60,730.07
TOTAL RESERVED FOR ENCUMBRANCES		\$60,730.07
AMOUNT FROM FY09 BUDGETED FOR FY10 EXPENDITURES		\$28,353.48
AMOUNT FROM FY09 BUDGETED FOR OBLIGATIONS		\$28,353.48
UNOBLIGATED ENDING BALANCE FOR JUNE 30, 2009		\$28,353.48

GUADALUPE COUNTY

COUNTY FINANCING OF HEALTH CARE FOR STATE FISCAL YEAR ENDING JUNE 30, 2009		
2008 POPULATION	4,346	
ACCOUNTING METHOD	ACCRUAL	
	\$ Amount	\$ Total
REVENUES:		
2 nd 1/8 th Gross Receipts Tax	\$131,653.18	
3 rd 1/8 th Gross Receipts Tax	\$0.00	
1/16 th County Supported Medicaid GRT	\$0.00	
Refunds	\$1,097,010.54	
General Fund GRT	\$0.00	
Other Revenues	\$260.12	
Mill Levy Property Tax	\$0.00	
TOTAL REVENUES		\$1,228,923.84
EXPENDITURES:		
Base Sole Community Provider	0.00	
Supplemental Sole Community Provider	0.00	
County Supported Medicaid	0.00	
University of New Mexico Health Sciences Center	2.00	
Out-of-County Hospital(s) non-UNM Health Sciences Center	1.00	
Out-of-State Hospital(s)	0.00	
Ambulance	0.00	
Home Health & Hospice	0.00	
Primary Care/Specialty Care/Community Health Center or Clinics	14.00	
Dental	0.00	
Pharmacy	0.00	
Substance Abuse Treatment	0.00	
Other Behavioral Health	0.00	
Planning and Outreach	0.00	
Inmate Care	219.00	
Administration Costs	0.00	
Other Expenditures-Burials	1,200.00	
TOTAL EXPENDITURES		\$1,436.00
TOTAL NUMBER OF CLAIMS		236
AVERAGE COST PER INDIVIDUAL/ENCOUNTER/CLAIM		\$6.08
RESERVED FOR ENCUMBRANCES FOR FUTURE EXPENDITURE:	Vendor	\$ Amount
Pending Claims/Hospitals		\$0.00
Pending Claims/Other Providers		\$0.00
TOTAL RESERVED FOR ENCUMBRANCES		\$0.00
AMOUNT FROM FY09 BUDGETED FOR FY10 EXPENDITURES		\$233,038.00
AMOUNT FROM FY09 BUDGETED FOR OBLIGATIONS		\$93,873.00
UNOBLIGATED ENDING BALANCE FOR JUNE 30, 2009		\$26,363.77

HIDALGO COUNTY

COUNTY FINANCING OF HEALTH CARE FOR STATE FISCAL YEAR ENDING JUNE 30, 2009		
2008 POPULATION	4,910	
ACCOUNTING METHOD	CASH	
	\$ Amount	\$ Total
REVENUES:		
2 nd 1/8 th Gross Receipts Tax	\$121,024.34	
3 rd 1/8 th Gross Receipts Tax	\$0.00	
1/16 th County Supported Medicaid GRT	\$0.00	
Refunds	\$0.00	
General Fund GRT	\$0.00	
Other Revenues	\$0.00	
Mill Levy Property Tax	\$0.00	
TOTAL REVENUES		\$121,024.34
EXPENDITURES:		
Base Sole Community Provider	\$18,532.00	
Supplemental Sole Community Provider	\$0.00	
County Supported Medicaid	\$50,272.00	
University of New Mexico Health Sciences Center	\$631.78	
Out-of-County Hospital(s) non-UNM Health Sciences Center	\$0.00	
Out-of-State Hospital(s)	\$4,000.00	
Ambulance	\$29,249.56	
Home Health & Hospice	\$0.00	
Primary Care/Specialty Care/Community Health Center or Clinics	\$0.00	
Dental	\$0.00	
Pharmacy	\$0.00	
Substance Abuse Treatment	\$0.00	
Other Behavioral Health	\$0.00	
Planning and Outreach	\$0.00	
Inmate Care	\$0.00	
Administration Costs	\$0.00	
Other Expenditures	\$1,200.00	
TOTAL EXPENDITURES		\$103,885.34
TOTAL NUMBER OF CLAIMS		155
AVERAGE COST PER INDIVIDUAL/ENCOUNTER/CLAIM		\$670.23
RESERVED FOR ENCUMBRANCES FOR FUTURE EXPENDITURE:	Vendor	\$ Amount
Pending Claims/Hospitals		\$0.00
Pending Claims/Other Providers		\$0.00
TOTAL RESERVED FOR ENCUMBRANCES		\$0.00
AMOUNT FROM FY09 BUDGETED FOR FY10 EXPENDITURES		\$128,500.00
AMOUNT FROM FY09 BUDGETED FOR OBLIGATIONS		\$0.00
UNOBLIGATED ENDING BALANCE FOR JUNE 30, 2009		\$15,869.84

LEA COUNTY

COUNTY FINANCING OF HEALTH CARE FOR STATE FISCAL YEAR ENDING JUNE 30, 2009		
2008 POPULATION	59,155	
ACCOUNTING METHOD	ACCRUAL	
	\$ Amount	\$ Total
REVENUES:		
2 nd 1/8 th Gross Receipts Tax	\$4,126,098.00	
3 rd 1/8 th Gross Receipts Tax	\$0.00	
1/16 th County Supported Medicaid GRT	\$0.00	
Refunds	\$0.00	
General Fund GRT	\$0.00	
Other Revenues	\$2,355,538.00	
Mill Levy Property Tax	\$0.00	
TOTAL REVENUES		\$6,481,636.00
EXPENDITURES:		
Base Sole Community Provider	\$1,684,305.00	
Supplemental Sole Community Provider	\$206,233.00	
County Supported Medicaid	\$1,937,428.00	
University of New Mexico Health Sciences Center	\$4,176.00	
Out-of-County Hospital(s) non-UNM Health Sciences Center	\$5,231.00	
Out-of-State Hospital(s)	\$0.00	
Ambulance	\$0.00	
Home Health & Hospice	\$0.00	
Primary Care/Specialty Care/Community Health Center or Clinics	\$0.00	
Dental	\$0.00	
Pharmacy	\$0.00	
Substance Abuse Treatment	\$148,000.00	
Other Behavioral Health	\$85,000.00	
Planning and Outreach	\$296,419.00	
Inmate Care	\$773,072.00	
Administration Costs	\$52,269.00	
Other Expenditures	\$83,323.00	
TOTAL EXPENDITURES		\$5,275,456.00
TOTAL NUMBER OF CLAIMS		40,731
AVERAGE COST PER INDIVIDUAL/ENCOUNTER/CLAIM		\$129.52
RESERVED FOR ENCUMBRANCES FOR FUTURE EXPENDITURE:	Vendor	\$ Amount
Pending Claims/Hospitals		\$0.00
Pending Claims/Other Providers		\$0.00
TOTAL RESERVED FOR ENCUMBRANCES		\$0.00
AMOUNT FROM FY09 BUDGETED FOR FY10 EXPENDITURES		\$1,382,553.00
AMOUNT FROM FY09 BUDGETED FOR OBLIGATIONS		\$1,382,553.00
UNOBLIGATED ENDING BALANCE FOR JUNE 30, 2009		\$0.00

LINCOLN COUNTY

COUNTY FINANCING OF HEALTH CARE FOR STATE FISCAL YEAR ENDING JUNE 30, 2009		
2008 POPULATION	20,793	
ACCOUNTING METHOD	CASH	
	\$ Amount	\$ Total
REVENUES:		
2 nd 1/8 th Gross Receipts Tax	\$630,920.59	
3 rd 1/8 th Gross Receipts Tax	\$0.00	
1/16 th County Supported Medicaid GRT	\$0.00	
Refunds	\$86.30	
General Fund GRT	\$0.00	
Other Revenues	\$0.00	
Mill Levy Property Tax	\$1,747,588.26	
TOTAL REVENUES		\$2,378,595.15
EXPENDITURES:		
Base Sole Community Provider	\$584,595.00	
Supplemental Sole Community Provider	\$149,018.40	
County Supported Medicaid	\$304,680.00	
University of New Mexico Health Sciences Center	\$56,815.63	
Out-of-County Hospital(s) non-UNM Health Sciences Center	\$210,616.91	
Out-of-State Hospital(s)	\$0.00	
Ambulance	\$79,765.79	
Home Health & Hospice	\$2,132.66	
Primary Care/Specialty Care/Community Health Center or Clinics	\$43,092.23	
Dental	\$0.00	
Pharmacy	\$0.00	
Substance Abuse Treatment	\$29,214.00	
Other Behavioral Health	\$78,535.00	
Planning and Outreach	\$0.00	
Inmate Care	\$92,080.46	
Administration Costs	\$63,876.35	
Other Expenditures	\$1,600.00	
TOTAL EXPENDITURES		\$1,696,022.43
TOTAL NUMBER OF CLAIMS		1,390
AVERAGE COST PER INDIVIDUAL/ENCOUNTER/CLAIM		\$1,220.16
RESERVED FOR ENCUMBRANCES FOR FUTURE EXPENDITURE:	Vendor	\$ Amount
Pending Claims/Hospitals	Not Specified	\$120,602.00
Pending Claims/Other Providers	Not Specified	\$173,045.40
Pending Claims/Other Providers	Capital Outlay - Sole Community and Clinics	\$1,424,031.06
TOTAL RESERVED FOR ENCUMBRANCES		\$1,717,678.46
AMOUNT FROM FY09 BUDGETED FOR FY10 EXPENDITURES		\$101,448.10
AMOUNT FROM FY09 BUDGETED FOR OBLIGATIONS		\$1,424,031.06
UNOBLIGATED ENDING BALANCE FOR JUNE 30, 2009		\$0.00

LOS ALAMOS COUNTY

COUNTY FINANCING OF HEALTH CARE FOR STATE FISCAL YEAR ENDING JUNE 30, 2009		
2008 POPULATION		18,150
ACCOUNTING METHOD		ACCRUAL
	\$ Amount	\$ Total
REVENUES:		
2 nd 1/8 th Gross Receipts Tax	\$2,157,587.00	
3 rd 1/8 th Gross Receipts Tax	\$0.00	
1/16 th County Supported Medicaid GRT	\$0.00	
Refunds	\$802.00	
General Fund GRT	\$0.00	
Other Revenues	\$6,078.00	
Mill Levy Property Tax	\$0.00	
TOTAL REVENUES		\$2,164,467.00
EXPENDITURES:		
Base Sole Community Provider	\$250,751.00	
Supplemental Sole Community Provider	\$496,303.00	
County Supported Medicaid	\$842,060.00	
University of New Mexico Health Sciences Center	\$11,504.00	
Out-of-County Hospital(s) non-UNM Health Sciences Center	\$0.00	
Out-of-State Hospital(s)	\$0.00	
Ambulance	\$1,466.00	
Home Health & Hospice	\$0.00	
Primary Care/Specialty Care/Community Health Center or Clinics	\$54,749.00	
Dental	\$0.00	
Pharmacy	\$47,149.00	
Substance Abuse Treatment	\$6,300.00	
Other Behavioral Health	\$16,227.00	
Planning and Outreach	\$0.00	
Inmate Care	\$53,555.00	
Administration Costs	\$81,213.00	
Other Expenditures	\$0.00	
TOTAL EXPENDITURES		\$1,861,277.00
TOTAL NUMBER OF CLAIMS		2,528
AVERAGE COST PER INDIVIDUAL/ENCOUNTER/CLAIM		\$736.26
RESERVED FOR ENCUMBRANCES FOR FUTURE EXPENDITURE:	Vendor	\$ Amount
Pending Claims/Hospitals		\$0.00
Pending Claims/Other Providers	Not Specified	\$34,864.00
TOTAL RESERVED FOR ENCUMBRANCES		\$34,864.00
AMOUNT FROM FY09 BUDGETED FOR FY10 EXPENDITURES		\$0.00
AMOUNT FROM FY09 BUDGETED FOR OBLIGATIONS		\$34,864.00
UNOBLIGATED ENDING BALANCE FOR JUNE 30, 2009		\$1,554,563.00

LUNA COUNTY

COUNTY FINANCING OF HEALTH CARE FOR STATE FISCAL YEAR ENDING JUNE 30, 2009		
2008 POPULATION	27,227	
ACCOUNTING METHOD	CASH	
	\$ Amount	\$ Total
REVENUES:		
2 nd 1/8 th Gross Receipts Tax	\$773,709.08	
3 rd 1/8 th Gross Receipts Tax	\$0.00	
1/16 th County Supported Medicaid GRT	\$0.00	
Refunds	\$0.00	
General Fund GRT	\$0.00	
Other Revenues	\$0.00	
Mill Levy Property Tax	\$0.00	
TOTAL REVENUES		\$773,709.08
EXPENDITURES:		
Base Sole Community Provider	\$827,898.00	
Supplemental Sole Community Provider	\$106,231.32	
County Supported Medicaid	\$0.00	
University of New Mexico Health Sciences Center	\$12,486.36	
Out-of-County Hospital(s) non-UNM Health Sciences Center	\$1,357.51	
Out-of-State Hospital(s)	\$0.00	
Ambulance	\$22,760.17	
Home Health & Hospice	\$0.00	
Primary Care/Specialty Care/Community Health Center or Clinics	\$83,673.60	
Dental	\$0.00	
Pharmacy	\$0.00	
Substance Abuse Treatment	\$0.00	
Other Behavioral Health	\$0.00	
Planning and Outreach	\$0.00	
Inmate Care	\$0.00	
Administration Costs	\$0.00	
Other Expenditures	\$1,200.00	
TOTAL EXPENDITURES		\$1,055,606.96
TOTAL NUMBER OF CLAIMS		389
AVERAGE COST PER INDIVIDUAL/ENCOUNTER/CLAIM		\$2,713.64
RESERVED FOR ENCUMBRANCES FOR FUTURE EXPENDITURE:	Vendor	\$ Amount
Pending Claims/Hospitals		\$0.00
Pending Claims/Other Providers		\$0.00
TOTAL RESERVED FOR ENCUMBRANCES		\$0.00
AMOUNT FROM FY09 BUDGETED FOR FY10 EXPENDITURES		\$0.00
AMOUNT FROM FY09 BUDGETED FOR OBLIGATIONS		\$0.00
UNOBLIGATED ENDING BALANCE FOR JUNE 30, 2009		\$0.00

MCKINLEY COUNTY

COUNTY FINANCING OF HEALTH CARE FOR STATE FISCAL YEAR ENDING JUNE 30, 2009		
2008 POPULATION	70,724	
ACCOUNTING METHOD	ACCRUAL	
	\$ Amount	\$ Total
REVENUES:		
2 nd 1/8 th Gross Receipts Tax	\$1,556,322.00	
3 rd 1/8 th Gross Receipts Tax	\$0.00	
1/16 th County Supported Medicaid GRT	\$790,479.00	
Refunds	\$1,384,747.00	
General Fund GRT	\$0.00	
Other Revenues	\$0.00	
Mill Levy Property Tax	\$0.00	
TOTAL REVENUES		\$3,731,548.00
EXPENDITURES:		
Base Sole Community Provider	\$1,416,464.00	
Supplemental Sole Community Provider	\$447,582.00	
County Supported Medicaid	\$522,628.00	
University of New Mexico Health Sciences Center	\$0.00	
Out-of-County Hospital(s) non-UNM Health Sciences Center	\$41,753.00	
Out-of-State Hospital(s)	\$0.00	
Ambulance	\$4,500.00	
Home Health & Hospice	\$0.00	
Primary Care/Specialty Care/Community Health Center or Clinics	\$352,271.00	
Dental	\$0.00	
Pharmacy	\$0.00	
Substance Abuse Treatment	\$0.00	
Other Behavioral Health	\$18,407.00	
Planning and Outreach	\$5,000.00	
Inmate Care	\$79,289.00	
Administration Costs	106,092.00	
Other Expenditures-Burials	\$600.00	
TOTAL EXPENDITURES		\$2,994,586.00
TOTAL NUMBER OF CLAIMS		3,747
AVERAGE COST PER INDIVIDUAL/ENCOUNTER/CLAIM		\$799.20
RESERVED FOR ENCUMBRANCES FOR FUTURE EXPENDITURE:	Vendor	\$ Amount
Pending Claims/Hospitals		\$0.00
Pending Claims/Other Providers		\$0.00
TOTAL RESERVED FOR ENCUMBRANCES		\$0.00
AMOUNT FROM FY09 BUDGETED FOR FY10 EXPENDITURES		\$0.00
AMOUNT FROM FY09 BUDGETED FOR OBLIGATIONS		\$0.00
UNOBLIGATED ENDING BALANCE FOR JUNE 30, 2009		\$1,997,364.00

MORA COUNTY

COUNTY FINANCING OF HEALTH CARE FOR STATE FISCAL YEAR ENDING JUNE 30, 2009		
2008 POPULATION	5,052	
ACCOUNTING METHOD	ACCRUAL	
	\$ Amount	\$ Total
REVENUES:		
2 nd 1/8 th Gross Receipts Tax	\$46,635.00	
3 rd 1/8 th Gross Receipts Tax	\$0.00	
1/16 th County Supported Medicaid GRT	\$0.00	
Refunds	\$0.00	
General Fund GRT	\$0.00	
Other Revenues	\$0.00	
Mill Levy Property Tax	\$0.00	
TOTAL REVENUES		\$46,635.00
EXPENDITURES:		
Base Sole Community Provider	\$0.00	
Supplemental Sole Community Provider	\$0.00	
County Supported Medicaid	\$22,825.00	
University of New Mexico Health Sciences Center	\$1,500.00	
Out-of-County Hospital(s) non-UNM Health Sciences Center	\$14,013.94	
Out-of-State Hospital(s)	\$0.00	
Ambulance	\$1,653.06	
Home Health & Hospice	\$0.00	
Primary Care/Specialty Care/Community Health Center or Clinics	\$0.00	
Dental	\$54.00	
Pharmacy	\$0.00	
Substance Abuse Treatment	\$0.00	
Other Behavioral Health	\$0.00	
Planning and Outreach	\$0.00	
Inmate Care	\$0.00	
Administration Costs	\$0.00	
Other Expenditures	\$0.00	
TOTAL EXPENDITURES		\$40,046.00
TOTAL NUMBER OF CLAIMS		34
AVERAGE COST PER INDIVIDUAL/ENCOUNTER/CLAIM		\$1,177.82
RESERVED FOR ENCUMBRANCES FOR FUTURE EXPENDITURE:	Vendor	\$ Amount
Pending Claims/Hospitals		\$0.00
Pending Claims/Other Providers		\$0.00
TOTAL RESERVED FOR ENCUMBRANCES		\$0.00
AMOUNT FROM FY09 BUDGETED FOR FY10 EXPENDITURES		\$54,030.59
AMOUNT FROM FY09 BUDGETED FOR OBLIGATIONS		\$0.00
UNOBLIGATED ENDING BALANCE FOR JUNE 30, 2009		\$54,030.59

OTERO COUNTY

COUNTY FINANCING OF HEALTH CARE FOR STATE FISCAL YEAR ENDING JUNE 30, 2009		
2008 POPULATION		62,776
ACCOUNTING METHOD		CASH
	\$ Amount	\$ Total
REVENUES:		
2 nd 1/8 th Gross Receipts Tax	\$1,144,534.71	
3 rd 1/8 th Gross Receipts Tax	\$0.00	
1/16 th County Supported Medicaid GRT	\$572,267.36	
Refunds	\$36,750.65	
General Fund GRT	\$0.00	
Other Revenues (Interest on Investments)	\$0.00	
Mill Levy Property Tax	\$0.00	
TOTAL REVENUES		\$1,753,552.72
EXPENDITURES:		
Base Sole Community Provider	\$746,253.00	
Supplemental Sole Community Provider	\$0.00	
County Supported Medicaid	\$572,267.36	
University of New Mexico Health Sciences Center	\$0.00	
Out-of-County Hospital(s) non-UNM Health Sciences Center	\$172,653.14	
Out-of-State Hospital(s)	\$0.00	
Ambulance	\$9,250.50	
Home Health & Hospice	\$563.76	
Primary Care/Specialty Care/Community Health Center or Clinics	\$0.00	
Dental	\$0.00	
Pharmacy	\$15,000.00	
Substance Abuse Treatment (Roswell Rehab Center)	\$7,765.00	
Other Behavioral Health	\$0.00	
Planning and Outreach	\$0.00	
Inmate Care (Otero County Detention CenterRX)	\$0.00	
Administration Costs	\$87,729.69	
Other Expenditures	\$19,755.27	
TOTAL EXPENDITURES		\$1,631,237.72
TOTAL NUMBER OF CLAIMS		1,515
AVERAGE COST PER INDIVIDUAL/ENCOUNTER/CLAIM		\$1,076.72
RESERVED FOR ENCUMBRANCES FOR FUTURE EXPENDITURE:	Vendor	\$ Amount
Pending Claims/Hospitals	Not Specified	\$12,417,800.00
Pending Claims/Other Providers	Not Specified	\$664,125.00
Pending Claims/Other Providers	Not Specified	\$44,093.00
TOTAL RESERVED FOR ENCUMBRANCES		\$13,126,018.00
AMOUNT FROM FY09 BUDGETED FOR FY10 EXPENDITURES		\$0.00
AMOUNT FROM FY09 BUDGETED FOR OBLIGATIONS		\$0.00
UNOBLIGATED ENDING BALANCE FOR JUNE 30, 2009		\$990,952.33

QUAY COUNTY

COUNTY FINANCING OF HEALTH CARE FOR STATE FISCAL YEAR ENDING JUNE 30, 2009		
2008 POPULATION		8,929
ACCOUNTING METHOD		CASH
	\$ Amount	\$ Total
REVENUES:		
2 nd 1/8 th Gross Receipts Tax	\$240,115.00	
3 rd 1/8 th Gross Receipts Tax	\$120,058.00	
1/16 th County Supported Medicaid GRT	\$0.00	
Refunds	\$0.00	
General Fund GRT	\$0.00	
Other Revenues	\$1,196,061.00	
Mill Levy Property Tax	\$187,633.00	
TOTAL REVENUES		\$1,743,867.00
EXPENDITURES:		
Base Sole Community Provider	\$635,795.00	
Supplemental Sole Community Provider	\$181,855.00	
County Supported Medicaid	\$96,800.00	
University of New Mexico Health Sciences Center	\$9,329.00	
Out-of-County Hospital(s) non-UNM Health Sciences Center	\$3,466.00	
Out-of-State Hospital(s)	\$0.00	
Ambulance	\$0.00	
Home Health & Hospice	\$0.00	
Primary Care/Specialty Care/Community Health Center or Clinics	\$0.00	
Dental	\$0.00	
Pharmacy	\$0.00	
Substance Abuse Treatment	\$0.00	
Other Behavioral Health	\$0.00	
Planning and Outreach	\$0.00	
Inmate Care	\$0.00	
Administration Costs	\$0.00	
Other Expenditures	\$600.00	
TOTAL EXPENDITURES		\$927,845.00
TOTAL NUMBER OF CLAIMS		540
AVERAGE COST PER INDIVIDUAL/ENCOUNTER/CLAIM		\$1,718.23
RESERVED FOR ENCUMBRANCES FOR FUTURE EXPENDITURE:	Vendor	\$ Amount
Pending Claims/Hospitals		\$0.00
Pending Claims/Other Providers		\$0.00
TOTAL RESERVED FOR ENCUMBRANCES		\$0.00
AMOUNT FROM FY09 BUDGETED FOR FY10 EXPENDITURES		\$103,755.00
AMOUNT FROM FY09 BUDGETED FOR OBLIGATIONS		\$391,510.00
UNOBLIGATED ENDING BALANCE FOR JUNE 30, 2009		\$1,510.00

RIO ARRIBA COUNTY

COUNTY FINANCING OF HEALTH CARE FOR STATE FISCAL YEAR ENDING JUNE 30, 2009		
2008 POPULATION		40,692
	\$ Amount	\$ Total
REVENUES:		
2 nd 1/8 th Gross Receipts Tax	\$1,111,616.41	
3 rd 1/8 th Gross Receipts Tax	\$0.00	
1/16 th County Supported Medicaid GRT	\$379,682.08	
Refunds	\$268,390.41	
General Fund GRT	\$0.00	
Other Revenues	\$34,451.43	
Mill Levy Property Tax	\$0.00	
TOTAL REVENUES		\$1,794,140.33
EXPENDITURES:		
Base Sole Community Provider	\$707,990.00	
Supplemental Sole Community Provider	\$400,000.00	
County Supported Medicaid	\$379,682.08	
University of New Mexico Health Sciences Center	\$0.00	
Out-of-County Hospital(s) non-UNM Health Sciences Center	\$0.00	
Out-of-State Hospital(s)	\$0.00	
Ambulance	\$0.00	
Home Health & Hospice	\$0.00	
Primary Care/Specialty Care/Community Health Center or Clinics	\$0.00	
Dental	\$0.00	
Pharmacy	\$0.00	
Substance Abuse Treatment	\$0.00	
Other Behavioral Health	\$0.00	
Planning and Outreach	\$0.00	
Inmate Care	\$0.00	
Administration Costs	\$60,114.22	
Other Expenditures	\$305,714.84	
TOTAL EXPENDITURES		\$1,853,510.14
TOTAL NUMBER OF CLAIMS		2,647
AVERAGE COST PER INDIVIDUAL/ENCOUNTER/CLAIM		\$700.23
RESERVED FOR ENCUMBRANCES FOR FUTURE EXPENDITURE:		
	Vendor	\$ Amount
Pending Claims/Hospitals	Not Specified	\$87,866.23
Pending Claims/Other Providers		\$0.00
TOTAL RESERVED FOR ENCUMBRANCES		\$87,866.23
AMOUNT FROM FY09 BUDGETED FOR FY10 EXPENDITURES		\$404,551.77
AMOUNT FROM FY09 BUDGETED FOR OBLIGATIONS		\$0.00
UNOBLIGATED ENDING BALANCE FOR JUNE 30, 2009		\$0.00

ROOSEVELT COUNTY

COUNTY FINANCING OF HEALTH CARE FOR STATE FISCAL YEAR ENDING JUNE 30, 2009		
2008 POPULATION	18,889	
ACCOUNTING METHOD	CASH	
	\$ Amount	\$ Total
REVENUES:		
2 nd 1/8 th Gross Receipts Tax	\$321,827.00	
3 rd 1/8 th Gross Receipts Tax	\$0.00	
1/16 th County Supported Medicaid GRT	\$0.00	
Refunds	\$463,721.00	
General Fund GRT	\$0.00	
Other Revenues	\$0.00	
Mill Levy Property Tax	\$0.00	
TOTAL REVENUES		\$785,548.00
EXPENDITURES:		
Base Sole Community Provider	\$369,168.00	
Supplemental Sole Community Provider	\$181,130.00	
County Supported Medicaid	\$147,592.00	
University of New Mexico Health Sciences Center	\$0.00	
Out-of-County Hospital(s) non-UNM Health Sciences Center	\$19,382.00	
Out-of-State Hospital(s)	\$30,390.00	
Ambulance	\$8,935.00	
Home Health & Hospice	\$0.00	
Primary Care/Specialty Care/Community Health Center or Clinics	\$0.00	
Dental	\$0.00	
Pharmacy	\$0.00	
Substance Abuse Treatment	\$0.00	
Other Behavioral Health	\$0.00	
Planning and Outreach	\$0.00	
Inmate Care	\$0.00	
Administration Costs	\$18,750.00	
Other Expenditures	\$0.00	
TOTAL EXPENDITURES		\$775,347.00
TOTAL NUMBER OF CLAIMS		137
AVERAGE COST PER INDIVIDUAL/ENCOUNTER/CLAIM		\$5,659.47
RESERVED FOR ENCUMBRANCES FOR FUTURE EXPENDITURE:	Vendor	\$ Amount
Pending Claims/Hospitals		\$0.00
Pending Claims/Other Providers		\$0.00
TOTAL RESERVED FOR ENCUMBRANCES		\$0.00
AMOUNT FROM FY09 BUDGETED FOR FY10 EXPENDITURES		\$0.00
AMOUNT FROM FY09 BUDGETED FOR OBLIGATIONS		\$0.00
UNOBLIGATED ENDING BALANCE FOR JUNE 30, 2009		\$0.00

SANDOVAL COUNTY

COUNTY FINANCING OF HEALTH CARE FOR STATE FISCAL YEAR ENDING JUNE 30, 2009		
2008 POPULATION	122,298	
ACCOUNTING METHOD	ACCRUAL	
	\$ Amount	\$ Total
REVENUES:		
2 nd 1/8 th Gross Receipts Tax	\$2,146,105.00	
3 rd 1/8 th Gross Receipts Tax	\$0.00	
1/16 th County Supported Medicaid GRT	\$1,028,428.00	
Refunds	\$15,806.00	
General Fund GRT	\$0.00	
Other Revenues	\$0.00	
Mill Levy Property Tax	\$0.00	
TOTAL REVENUES		\$3,190,339.00
EXPENDITURES:		
Base Sole Community Provider	\$0.00	
Supplemental Sole Community Provider	\$0.00	
County Supported Medicaid	\$1,028,428.00	
University of New Mexico Health Sciences Center	\$117,975.00	
Out-of-County Hospital(s) non-UNM Health Sciences Center	\$255,467.00	
Out-of-State Hospital(s)	\$0.00	
Ambulance	\$17,926.00	
Home Health & Hospice	\$0.00	
Primary Care/Specialty Care/Community Health Center or Clinics	\$0.00	
Dental	\$0.00	
Pharmacy	\$41,887.00	
Substance Abuse Treatment	\$0.00	
Other Behavioral Health	\$0.00	
Professional Services	\$77,383.00	
Family Support Program	\$0.00	
Administration Costs	\$115,389.00	
Other Expenditures	\$13,693.00	
TOTAL EXPENDITURES		\$1,668,148.00
TOTAL NUMBER OF CLAIMS		4,714
AVERAGE COST PER INDIVIDUAL/ENCOUNTER/CLAIM		\$353.87
RESERVED FOR ENCUMBRANCES FOR FUTURE EXPENDITURE:	Vendor	\$ Amount
Pending Claims/Hospitals		\$0.00
Pending Claims/Other Providers		\$0.00
TOTAL RESERVED FOR ENCUMBRANCES		\$0.00
AMOUNT FROM FY09 BUDGETED FOR FY10 EXPENDITURES		\$1,161,731.00
AMOUNT FROM FY09 BUDGETED FOR OBLIGATIONS		\$0.00
UNOBLIGATED ENDING BALANCE FOR JUNE 30, 2009		1,161,731.00

SAN JUAN COUNTY

COUNTY FINANCING OF HEALTH CARE FOR STATE FISCAL YEAR ENDING JUNE 30, 2009		
2008 POPULATION	122,500	
ACCOUNTING METHOD	CASH	
	\$ Amount	\$ Total
REVENUES:		
2 nd 1/8 th Gross Receipts Tax	\$5,548,899.88	
3 rd 1/8 th Gross Receipts Tax	\$0.00	
1/16 th County Supported Medicaid GRT	\$0.00	
Refunds	\$9,263.06	
General Fund GRT	\$0.00	
Other Revenues	\$5,425,808.81	
Interest	\$0.00	
TOTAL REVENUES		\$10,983,971.75
EXPENDITURES:		
Base Sole Community Provider	\$4,501,694.00	
Supplemental Sole Community Provider	\$719,606.93	
County Supported Medicaid	\$2,647,332.00	
University of New Mexico Health Sciences Center	\$173,985.23	
Out-of-County Hospital(s) non-UNM Health Sciences Center	\$87,205.73	
Out-of-State Hospital(s)	\$19,155.30	
Ambulance	\$155,506.51	
Home Health & Hospice	\$7,112.34	
Primary Care/Specialty Care/Community Health Center or Clinics	\$358,796.66	
Dental	\$0.00	
Pharmacy	\$0.00	
Substance Abuse Treatment	\$597,909.33	
Other Behavioral Health	\$4,179.00	
Planning and Outreach	\$0.00	
Inmate Care	\$0.00	
Administration Costs	\$341,460.91	
Other Expenditures	\$1,322,801.76	
TOTAL EXPENDITURES		\$10,936,745.70
TOTAL NUMBER OF CLAIMS		3,821
AVERAGE COST PER INDIVIDUAL/ENCOUNTER/CLAIM		\$2,862.27
RESERVED FOR ENCUMBRANCES FOR FUTURE EXPENDITURE:	Vendor	\$ Amount
Pending Claims/Hospitals		\$0.00
Pending Claims/Other Providers	Infocom iReach Software	\$79,720.00
TOTAL RESERVED FOR ENCUMBRANCES		\$79,720.00
AMOUNT FROM FY09 BUDGETED FOR FY10 EXPENDITURES		\$387,001.94
AMOUNT FROM FY09 BUDGETED FOR OBLIGATIONS		\$0.00
UNOBLIGATED ENDING BALANCE FOR JUNE 30, 2009		\$0.00

SAN MIGUEL

COUNTY FINANCING OF HEALTH CARE FOR STATE FISCAL YEAR ENDING JUNE 30, 2009		
2008 POPULATION	28,558	
ACCOUNTING METHOD	CASH	
	\$ Amount	\$ Total
REVENUES:		
2 nd 1/8 th Gross Receipts Tax	\$462,838.42	
3 rd 1/8 th Gross Receipts Tax	\$231,419.21	
1/16 th County Supported Medicaid GRT	\$234,971.01	
Refunds	\$3,087.37	
General Fund GRT	\$0.00	
Other Revenues (Interest)	\$0.00	
Mill Levy Property Tax	\$0.00	
TOTAL REVENUES		\$932,316.01
EXPENDITURES:		
Base Sole Community Provider	\$764,985.00	
Supplemental Sole Community Provider	\$0.00	
County Supported Medicaid	\$234,971.01	
University of New Mexico Health Sciences Center	\$0.00	
Out-of-County Hospital(s) non-UNM Health Sciences Center	\$0.00	
Out-of-State Hospital(s)	\$0.00	
Ambulance	\$0.00	
Home Health & Hospice	\$0.00	
Primary Care/Specialty Care/Community Health Center or Clinics	\$0.00	
Dental	\$0.00	
Pharmacy	\$0.00	
Substance Abuse Treatment	\$0.00	
Other Behavioral Health	\$0.00	
Planning and Outreach	\$0.00	
Inmate Care	\$0.00	
Administration Costs	\$0.00	
Other Expenditures	\$1,200.00	
TOTAL EXPENDITURES		\$1,001,156.01
TOTAL NUMBER OF CLAIMS		272
AVERAGE COST PER INDIVIDUAL/ENCOUNTER/CLAIM		\$3,680.72
RESERVED FOR ENCUMBRANCES FOR FUTURE EXPENDITURE:	Vendor	\$ Amount
Pending Claims/Hospitals		\$0.00
Pending Claims/Other Providers		\$0.00
TOTAL RESERVED FOR ENCUMBRANCES		\$0.00
AMOUNT FROM FY09 BUDGETED FOR FY10 EXPENDITURES		\$3,095.59
AMOUNT FROM FY09 BUDGETED FOR OBLIGATIONS		\$0.00
UNOBLIGATED ENDING BALANCE FOR JUNE 30, 2009		\$3,095.59

SANTA FE COUNTY

COUNTY FINANCING OF HEALTH CARE FOR STATE FISCAL YEAR ENDING JUNE 30, 2009		
2008 POPULATION	143,937	
ACCOUNTING METHOD	CASH	
	\$ Amount	\$ Total
REVENUES:		
2 nd 1/8 th Gross Receipts Tax	\$4,884,471.00	
3 rd 1/8 th Gross Receipts Tax	\$0.00	
1/16 th County Supported Medicaid GRT	\$2,500,000.00	
Refunds	\$0.00	
General Fund GRT	\$0.00	
Other Revenues (MOA)	\$1,974,474.00	
Mill Levy Property Tax	\$0.00	
TOTAL REVENUES		\$9,358,945.00
EXPENDITURES:		
Base Sole Community Provider	\$5,101,672.00	
Supplemental Sole Community Provider	\$0.00	
County Supported Medicaid	\$2,500,000.00	
University of New Mexico Health Sciences Center	\$300,000.00	
Out-of-County Hospital(s) non-UNM Health Sciences Center	\$78,209.00	
Out-of-State Hospital(s)	\$0.00	
Ambulance	\$16,637.00	
Home Health & Hospice	\$0.00	
Primary Care/Specialty Care/Community Health Center or Clinics	\$524,488.00	
Dental	\$0.00	
Pharmacy	\$0.00	
Substance Abuse Treatment	\$379,783.00	
Other Behavioral Health	\$41,788.00	
Planning and Outreach	\$0.00	
Inmate Care	\$0.00	
Administration Costs	\$224,641.00	
Other Expenditures	\$15,600.00	
TOTAL EXPENDITURES		\$9,182,818.00
TOTAL NUMBER OF CLAIMS		7,789
AVERAGE COST PER INDIVIDUAL/ENCOUNTER/CLAIM		\$1,178.95
RESERVED FOR ENCUMBRANCES FOR FUTURE EXPENDITURE:	Vendor	\$ Amount
Pending Claims/Hospitals		\$0.00
Pending Claims/Other Providers		\$0.00
TOTAL RESERVED FOR ENCUMBRANCES		\$0.00
AMOUNT FROM FY09 BUDGETED FOR FY10 EXPENDITURES		\$3,612,007.00
AMOUNT FROM FY09 BUDGETED FOR OBLIGATIONS		\$393,057.00
UNOBLIGATED ENDING BALANCE FOR JUNE 30, 2009		\$176,127.00

SIERRA COUNTY

COUNTY FINANCING OF HEALTH CARE FOR STATE FISCAL YEAR ENDING JUNE 30, 2009		
2008 POPULATION	12,437	
ACCOUNTING METHOD	CASH	
	\$ Amount	\$ Total
REVENUES:		
2 nd 1/8 th Gross Receipts Tax	\$101,641.72	
3 rd 1/8 th Gross Receipts Tax	\$101,641.72	
1/16 th County Supported Medicaid GRT	\$101,641.72	
Refunds	\$1,114,550.66	
General Fund GRT	\$0.00	
Other Revenues (Interest)	\$0.00	
Mill Levy Property Tax	\$0.00	
TOTAL REVENUES		\$1,419,475.82
EXPENDITURES:		
Base Sole Community Provider	\$619,264.00	
Supplemental Sole Community Provider	\$482,992.71	
County Supported Medicaid	\$94,780.00	
University of New Mexico Health Sciences Center	\$0.00	
Out-of-County Hospital(s) non-UNM Health Sciences Center	\$0.00	
Out-of-State Hospital(s)	\$0.00	
Ambulance	\$0.00	
Home Health & Hospice	\$0.00	
Primary Care/Specialty Care/Community Health Center or Clinics	\$0.00	
Dental	\$0.00	
Pharmacy	\$0.00	
Substance Abuse Treatment	\$0.00	
Other Behavioral Health	\$0.00	
Planning and Outreach	\$0.00	
Inmate Care	\$0.00	
Administration Costs	\$150,136.31	
Other Expenditures	\$47,500.00	
TOTAL EXPENDITURES		\$1,394,673.02
TOTAL NUMBER OF CLAIMS		
AVERAGE COST PER INDIVIDUAL/ENCOUNTER/CLAIM		N/A
RESERVED FOR ENCUMBRANCES FOR FUTURE EXPENDITURE:	Vendor	\$ Amount
Pending Claims/Hospitals	Memorial Medical Center	\$59,644.42
Pending Claims/Other Providers	Southwest Med Evac	\$23,396.00
Pending Claims/Other Providers	Hatch Ambulance	\$857.00
Pending Claims/Other Providers	Southwest Ambulance	\$396.00
TOTAL RESERVED FOR ENCUMBRANCES		\$84,293.42
AMOUNT FROM FY09 BUDGETED FOR FY10 EXPENDITURES		\$1,055,695.00
AMOUNT FROM FY09 BUDGETED FOR OBLIGATIONS		\$202,822.47
UNOBLIGATED ENDING BALANCE FOR JUNE 30, 2009		\$118,529.05

TAOS COUNTY

COUNTY FINANCING OF HEALTH CARE FOR STATE FISCAL YEAR ENDING JUNE 30, 2009		
2008 POPULATION		31,546
ACCOUNTING METHOD		CASH
	\$ Amount	\$ Total
Revenues:		
2 nd 1/8 th Gross Receipts Tax	\$1,049,278.21	
3 rd 1/8 th Gross Receipts Tax	\$0.00	
1/16 th County Supported Medicaid GRT	\$417,164.23	
Refunds	\$11,268.28	
General Fund GRT	\$0.00	
Other Revenues	\$1,196,245.95	
Mill Levy Property Tax	\$0.00	
TOTAL REVENUES		\$2,673,956.67
EXPENDITURES:		
Base Sole Community Provider	\$1,693,733.00	
Supplemental Sole Community Provider	\$312,245.95	
County Supported Medicaid	\$417,164.23	
University of New Mexico Health Sciences Center	\$96,968.53	
Out-of-County Hospital(s) non-UNM Health Sciences Center	\$51,491.27.00	
Out-of-State Hospital(s)	\$0.00	
Ambulance	\$81,123.16	
Home Health & Hospice	\$0.00	
Primary Care/Specialty Care/Community Health Center or Clinics	\$0.00	
Dental	\$0.00	
Pharmacy	\$0.00	
Substance Abuse Treatment	\$0.00	
Other Behavioral Health	\$0.00	
Planning and Outreach	\$0.00	
Inmate Care	\$0.00	
Administration Costs	\$83,221.75	
Other Expenditures	\$15,600.00	
TOTAL EXPENDITURES		\$2,751,547.89
TOTAL NUMBER OF CLAIMS		1,496
AVERAGE COST PER INDIVIDUAL/ENCOUNTER/CLAIM		\$1,839.27
RESERVED FOR ENCUMBRANCES FOR FUTURE EXPENDITURE:	Vendor	\$ Amount
Pending Claims/Hospitals		\$0.00
Pending Claims/Other Providers		\$0.00
TOTAL RESERVED FOR ENCUMBRANCES		\$0.00
AMOUNT FROM FY09 BUDGETED FOR FY10 EXPENDITURES		\$0.00
AMOUNT FROM FY09 BUDGETED FOR OBLIGATIONS		\$0.00
UNOBLIGATED ENDING BALANCE FOR JUNE 30, 2009		\$258,741.59

TORRANCE COUNTY

COUNTY FINANCING OF HEALTH CARE FOR STATE FISCAL YEAR ENDING JUNE 30, 2009		
2008 POPULATION	16,269	
ACCOUNTING METHOD	ACCRUAL	
	\$ Amount	\$ Total
REVENUES:		
2 nd 1/8 th Gross Receipts Tax	\$200,000.00	
3 rd 1/8 th Gross Receipts Tax	\$107,000.00	
1/16 th County Supported Medicaid GRT	\$0.00	
Refunds	\$0.00	
General Fund GRT	\$0.00	
Other Revenues	\$0.00	
Mill Levy Property Tax	\$0.00	
TOTAL REVENUES		\$307,000.00
EXPENDITURES:		
Base Sole Community Provider	\$0.00	
Supplemental Sole Community Provider	\$0.00	
County Supported Medicaid	\$107,000.00	
University of New Mexico Health Sciences Center	\$72,289.00	
Out-of-County Hospital(s) non-UNM Health Sciences Center	\$90,067.00	
Out-of-State Hospital(s)	\$0.00	
Ambulance	\$24,962.00	
Home Health & Hospice	\$0.00	
Primary Care/Specialty Care/Community Health Center or Clinics	\$21,010.00	
Dental	\$3,162.00	
Pharmacy	\$0.00	
Substance Abuse Treatment	\$0.00	
Other Behavioral Health	\$0.00	
Planning and Outreach	\$0.00	
Inmate Care	\$36,933.00	
Administration Costs	\$4,400.00	
Other Expenditures-Anesthesia/Radiology/Burial	\$11,385.00	
TOTAL EXPENDITURES		\$371,208.00
TOTAL NUMBER OF CLAIMS		355
AVERAGE COST PER INDIVIDUAL/ENCOUNTER/CLAIM		\$1045.66
RESERVED FOR ENCUMBRANCES FOR FUTURE EXPENDITURE:	Vendor	\$ Amount
Pending Claims/Hospitals	Not Specified	\$12,431.00
Pending Claims/Other Providers	Not Specified	\$1,887.00
Pending Claims/Other Providers	Anesthesia	\$534.00
Pending Claims/Other Providers	Radiology	\$148.00
Pending Claims/Other Providers	Ambulance	\$1,463.00
TOTAL RESERVED FOR ENCUMBRANCES		\$16,463.00
AMOUNT FROM FY09 BUDGETED FOR FY10 EXPENDITURES		\$0.00
AMOUNT FROM FY10 BUDGETED FOR OBLIGATIONS		\$0.00
UNOBLIGATED ENDING BALANCE FOR JUNE 30, 2009		\$0.00

UNION COUNTY

COUNTY FINANCING OF HEALTH CARE FOR STATE FISCAL YEAR ENDING JUNE 30, 2009		
2008 POPULATION		3,777
ACCOUNTING METHOD		ACCRUAL
	\$ Amount	\$ Total
REVENUES:		
2 nd 1/8 th Gross Receipts Tax	\$15,271.45	
3 rd 1/8 th Gross Receipts Tax	\$0.00	
1/16 th County Supported Medicaid GRT	\$0.00	
Refunds	\$0.00	
General Fund GRT	\$0.00	
Other Revenues	\$0.00	
Mill Levy Property Tax	\$24,633.95	
TOTAL REVENUES		\$39,905.40
EXPENDITURES:		
Base Sole Community Provider	\$552,129.00	
Supplemental Sole Community Provider	\$123,479.39	
County Supported Medicaid	\$115,324.00	
University of New Mexico Health Sciences Center	\$9,162.79	
Out-of-County Hospital(s) non-UNM Health Sciences Center	\$14,187.55	
Out-of-State Hospital(s)	\$0.00	
Ambulance	\$12,592.12	
Home Health & Hospice	\$0.00	
Primary Care/Specialty Care/Community Health Center or Clinics	\$324,440.03	
Dental	\$0.00	
Pharmacy	\$0.00	
Substance Abuse Treatment	\$0.00	
Other Behavioral Health	\$0.00	
Planning and Outreach	\$0.00	
Inmate Care	\$9,458.46	
Administration Costs	\$0.00	
Other Expenditures	\$1,200.00	
TOTAL EXPENDITURES		\$1,161,973.34
TOTAL NUMBER OF CLAIMS		140
AVERAGE COST PER INDIVIDUAL/ENCOUNTER/CLAIM		\$8,299.81
RESERVED FOR ENCUMBRANCES FOR FUTURE EXPENDITURE:	Vendor	\$ Amount
Pending Claims/Hospitals		\$0.00
Pending Claims/Other Providers		\$0.00
TOTAL RESERVED FOR ENCUMBRANCES		\$0.00
AMOUNT FROM FY09 BUDGETED FOR FY10 EXPENDITURES		\$39,905.40
AMOUNT FROM FY09 BUDGETED FOR OBLIGATIONS		\$39,905.40
UNOBLIGATED ENDING BALANCE FOR JUNE 30, 2009		\$0.00

VALENCIA COUNTY

COUNTY FINANCING OF HEALTH CARE FOR STATE FISCAL YEAR ENDING JUNE 30, 2009		
2008 POPULATION	72,207	
ACCOUNTING METHOD	CASH	
	\$ Amount	\$ Total
REVENUES:		
2 nd 1/8 th Gross Receipts Tax	\$1,113,217.15	
3 rd 1/8 th Gross Receipts Tax	\$0.00	
1/16 th County Supported Medicaid GRT	\$458,627.20	
Refunds	\$11,673.19	
General Fund GRT	\$0.00	
Other Revenues – Interest	\$5,052.27	
Mill Levy Property Tax	\$0.00	
TOTAL REVENUES		\$1,588,569.81
EXPENDITURES:		
Base Sole Community Provider	\$0.00	
Supplemental Sole Community Provider	\$0.00	
County Supported Medicaid	\$458,627.20	
University of New Mexico Health Sciences Center	\$409,631.95	
Out-of-County Hospital(s) non-UNM Health Sciences Center	\$291,968.43	
Out-of-State Hospital(s)	\$0.00	
Ambulance	\$84,704.00	
Home Health & Hospice	\$0.00	
Primary Care/Specialty Care/Community Health Center or Clinics	\$0.00	
Dental	\$0.00	
Pharmacy	\$0.00	
Substance Abuse Treatment	\$0.00	
Other Behavioral Health	\$0.00	
Planning and Outreach	\$0.00	
Inmate Care	\$25,253.85	
Administration Costs	\$64,426.69	
Other Expenditures – ER Physicians/Burials	\$5,914.84	
TOTAL EXPENDITURES		\$1,340,526.96
TOTAL NUMBER OF CLAIMS		738
AVERAGE COST PER INDIVIDUAL/ENCOUNTER/CLAIM		\$1,816.43
RESERVED FOR ENCUMBRANCES FOR FUTURE EXPENDITURE:	Vendor	\$ Amount
Pending Claims/Hospitals		\$0.00
Pending Claims/Other Providers		\$0.00
TOTAL RESERVED FOR ENCUMBRANCES		\$0.00
AMOUNT FROM FY09 BUDGETED FOR FY10 EXPENDITURES		\$0.00
AMOUNT FROM FY09 BUDGETED FOR OBLIGATIONS		\$0.00
UNOBLIGATED ENDING BALANCE FOR JUNE 30, 2009		\$0.00

APPENDIX B: ELIGIBILITY REQUIREMENTS BY COUNTY

Table 7 – Eligibility Requirements by County

Column 1: Income Limits

Family Size	100% FPL	185% FPL	200%FPL	235%FPL
1	\$10,830	\$20,036	\$21,660	\$25,451
2	\$14,570	\$26,955	\$29,140	\$34,240
3	\$18,310	\$33,874	\$36,620	\$43,029
4	\$22,050	\$40,793	\$44,100	\$51,818
5	\$25,790	\$47,712	\$51,580	\$60,607
6	\$29,530	\$54,631	\$59,060	\$69,396
7	\$33,270	\$61,550	\$66,540	\$78,185
8	\$37,010	\$68,469	\$74,020	\$86,974

Column 2: Resource Limits

The county specifies resource limits as follows:

- A. Primary Residence;
- B. Liquid Assets;
- C. Automobile;
- D. Life Insurance;
- E. Other

Column 3: Residency Requirements

Number of days that the indigent patient must live in the county.

Column 4: Cover Legal Immigrants

Specifies whether the county covers health care expenses for legal immigrants.

Column 5: Additional Eligibility Criteria

Additional eligibility criteria that the county established.

- A1 Only pays for Medicare;
- A2 Patient must have referral letter for services not available in Curry County;

- A3 Patient must not have other source of support such as Medicare, Medicaid, WIC;
- A4 Patients apply after hospital stay or procedure;
- A5 Must show letter of denial of Medicaid;
- A6 Cross eligibility with Food Stamps, Category 72 Medicaid, SSI Medicaid, PWN Medicaid Categories 30 and 35, TANF, WIC;

Column 6: Additional Restrictions

Additional restrictions that the county established.

- B1 Reimbursements by contract with primary care clinics and out of county hospitals at 80% or maximum allowed by contract and/or McKinley County ordinance;
- B2 Ambulance must possess a certificate of convenience and necessity.

Table 7
County Funding of Health Care
SFY09

County	Income Limits	Resource Limits	Residency Requirements (Number of Days)	Cover Legal Immigrants	Additional Eligibility Criteria	Additional Restrictions
Bernalillo	10836 - Single 14568 - 2 18312 - 3 22056 - 4 25788 - 5 29532 - 6 33276 - 7 37008 - 8	B	90	No		
Chaves	185% FPL	B	90	Yes	Totals are based on 185% Federal Poverty Guidelines	
Catron	N/A	N/A	N/A	N/A	N/A	N/A
Cibola	15324 - Single 20544 - 2 25764 - 3 - 8	B	90	Yes	Annual Income	Only pay deductible for Medicare
Colfax	16245 - Single 21855 - 2 27465 - 3 33075 - 4 38685 - 5 44295 - 6 49905 - 7 55515 - 8		90	Yes		
Curry	16000 - Single 24500 - 2 - 8	B	90	Yes	Out of county services. Patient must have letter of referral and services cannot be available in Curry County. 90 filing deadline or 180 days if an extension letter is filed within 90 days.	
De Baca	15000 - Single 19000 - 2 20000 - 3 21000 - 4	B	90	Yes	4 or more persons in family - \$21,000 adjusted gross income	
Dona Ana	32091 - Single 48136 - 2 49636 - 3 51136 - 4 52636 - 5 54136 - 6 55636 - 7 57136 - 8	B	90	Yes		

Table 7
County Funding of Health Care
SFY09

County	Income Limits	Resource Limits	Residency Requirements (Number of Days)	Cover Legal Immigrants	Additional Eligibility Criteria	Additional Restrictions
Eddy	26731 - Single 40096 - 2	B	90	Yes	Applicant can only receive assistance if that applicant has no other means of assistance such as Insurance, Medicare, Medicaid, Workmans Compensation or any funding from other agencies.	
Grant	21660 - Single 29140 - 2 36620 - 3 44100 - 4 51580 - 5 59060 - 6 66540 - 7 74020 - 8		90	Yes		
Guadalupe	Single/Family is \$19,710	A	90	No		
Harding	N/A	N/A	N/A	N/A	N/A	N/A
Hidalgo	21660 - Single 29140 - 2 36620 - 3 44100 - 4 51580 - 5 59060 - 6 66540 - 7 74020 - 8		90	Yes		
Lea	16346 - Single 24519 - 2	B	90	Yes	For each eligible dependant an additional \$1,500 is applied. If single the \$1,500 will apply after the household exceeds two members.	
Lincoln	24300 - Single 27800 - 2 31250 - 3 34700 - 4 37500 - 5 40300 - 6 43050 - 7 45850 - 8	B	90	Yes		

**Table 7
County Funding of Health Care
SFY09**

County	Income Limits	Resource Limits	Residency Requirements (Number of Days)	Cover Legal Immigrants	Additional Eligibility Criteria	Additional Restrictions
Los Alamos	25541 - Single 34240 - 2 43029 - 3 51818 - 4 60607 - 5 69396 - 6 78185 - 7 86974 - 8	B	90	Yes	No applicant whose employer offers group health care coverage shall be eligible for assistance from the Indigent Health Care Fund if the applicant elects not to participate in the employer-sponsored group health care coverage	Amount is based on 235% of Federal Poverty Guidelines
Luna	27644 - Single 41466 - 2 - 8	B, C, D	60	Yes		
Mckinley	22200 - Single 25600 - 2 29000 - 3 32400 - 4 35800 - 5 39200 - 6 42500 - 7 46000 - 8	B, D	90	No		
Mora	9000 - Single 11900 - 2 14800 - 3 17700 - 4 20600 - 5 23500 - 6 26400 - 7 29300 - 8		90	Yes		
Otero	30604 - Single 35906 - 2 40905 - 3 45905 - 4 50905 - 5 55906 - 6 60905 - 7 65905 - 8	A, B, D	90	Yes	Amount increases by \$5,000 per household member	
Quay	16000 - Single 18000 - 2 19200 - 3 20600 - 4 21600 - 5 22600 - 6 23600 - 7 24600 - 8	A, B	30	Yes	Quay County is reviewing changes to income requirements according to number of members in family household.	

**Table 7
County Funding of Health Care
SFY09**

County	Income Limits	Resource Limits	Residency Requirements (Number of Days)	Cover Legal Immigrants	Additional Eligibility Criteria	Additional Restrictions
Rio Arriba	21660 - Single 29140 - 2 36620 - 3 44100 - 4 51580 - 5 59060 - 6 66540 - 7 74020 - 8		90	Yes	Add \$3,740.00 for each additional family member.	
Roosevelt	12000 - Single 14400 - 2 15600 - 3 16800 - 4 18000 - 5 19200 - 6 - 8		90	Yes	Roosevelt County allows \$12,000 for single individuals, \$14,400 for married persons and allows an additional \$1,200 for each dependent up to 4. The maximum income is \$19,200.	Exclusions & Limitations on payment (pp. 11-13 of Rules & Regulations governing Roosevelt County Indigent Fund)
San Juan	30604 - Single 35906 - 2 40906 - 3 45906 - 4 50906 - 5 55906 - 6 - 8	B	90	Yes		
San Miguel	16613 - Single 22422 - 2 28231 - 3 34040 - 4 39849 - 5 45658 - 6	B	90	No	For each additional member of the household, add \$5,809.	no private insurance must be filed within 90 days of release from hospital
Sandoval	17952 - Single 23112 - 2 28922 - 3 34884 - 4 40764 - 5 46644 - 6 52524 - 7 58416 - 8		60	Yes		
Santa Fe	36950 - Single 42250 - 2 47500 - 3 52800 - 4 57000 - 5 61250 - 6 65450 - 7 69700 - 8	A, B, D	90	No	For families with more than 8 members add \$4,250 for each member.	

**Table 7
County Funding of Health Care
SFY09**

County	Income Limits	Resource Limits	Residency Requirements (Number of Days)	Cover Legal Immigrants	Additional Eligibility Criteria	Additional Restrictions
Sierra	16245 - Single 21855 - 2 27465 - 3 33075 - 4 38685 - 5 44295 - 6 49905 - 7 55515 - 8		90	Yes	Sierra County uses the annual Federal Poverty Level at 150%.	Letter of denial from Human Services department and photo ID
Socorro	N/A	N/A	N/A	N/A	N/A	N/A
Taos	32091 - Single 48137 - 2		90	Yes		
Torrance	10830 - Single 14570 - 2 18310 - 3 22050 - 4 25790 - 5 29530 - 6 33270 - 7 37010 - 8		90	Yes		
Union	17600 - Single 20160 - 2 22680 - 3 25200 - 4 27240 - 5 29200 - 6 31260 - 7 33240 - 8		90	Yes	The county is currently in the review process of the income guidelines; strong possibility of increasing the guidelines.	
Valencia	16260 - Single 21876 - 2 27480 - 3 33096 - 4 38700 - 5 44304 - 6 49920 - 7 55536 - 8	B, D	45	Yes	Use 150% of Federal Poverty Level.	

**APPENDIX C: SOLE
COMMUNITY PROVIDER
PAYMENTS BY COUNTY
AND HOSPITAL**

Provider #	Hospital	CHAVES	CIBOLA	COLFAX	CURRY	DONA ANA	EDDY	GRANT
B3279	Artesia General Hospital						\$607,990	
00729	Cibola General Hospital		\$4,094,011					
B3186	Carlsbad Medical Center						\$3,699,541	
00646	Dr. Dan Trigg Memorial Hospital							
B2978	Eastern NM Medical Center	\$16,364,989					\$10,355	
00265	Espanola Hospital							
00018	Gerald Champion Regional Medical Center							
00570	Gila Regional Medical Center							\$8,115,504
B5936	Guadalupe County Hospital							
00760	Holy Cross Hospital							
B3139	Lea Regional Medical Center							
00521	Lincoln County Medical Center							
4924258	Los Alamos Medical Center							
67939864	Memorial Medical Center					\$33,230,466		\$67,499
B2113	Mimbres Memorial Hospital							
00968	Miners' Colfax Medical Center			\$316,271				
95804528	Mountain View Regional Medical Center					\$2,315,745		
76546	Alta Vista Regional Hospital							
901	Nor Lea Hospital District							
00224	Plains Regional Medical Center Clovis				\$1,762,239			
00331	Rehoboth McKinley Christian Health Care Services							
G-8465	Roosevelt General Hospital							
00299	San Juan Regional Medical Center, INC.							
00216	Sierra Vista Hospital							
00695	Socorro General Hospital							
00547	St. Vincent Hospital							
B2253	Union County General Hospital							
	TOTAL	\$16,364,989	\$4,094,011	\$316,271	\$1,762,239	\$35,546,211	\$4,317,886	\$8,183,003
State Share								
28.74%	9/30/2008	\$1,175,824	\$294,155	\$22,724	\$126,617	\$2,553,995	\$310,240	\$587,949
29.12%	12/31/2008	\$1,191,371	\$298,044	\$23,025	\$128,291	\$2,587,764	\$314,342	\$595,723
29.12%	3/31/2009	\$1,191,371	\$298,044	\$23,025	\$128,291	\$2,587,764	\$314,342	\$595,723
29.12%	6/30/2009	\$1,191,371	\$298,044	\$23,025	\$128,291	\$2,587,764	\$314,342	\$595,723
	State Share Due By County	\$4,749,938	\$1,188,287	\$91,798	\$511,490	\$10,317,288	\$1,253,266	\$2,375,117
	Federal Match	\$11,615,051	\$2,905,724	\$224,473	\$1,250,749	\$25,228,923	\$3,064,620	\$5,807,886
	Total	\$16,364,989	\$4,094,011	\$316,271	\$1,762,239	\$35,546,211	\$4,317,886	\$8,183,003

Source: New Mexico Human Services Department, Medical Assistance Division

Provider #	Hospital	GUADALUPE	HIDALGO	LEA	LINCOLN	LOS ALAMOS	LUNA	McKINLEY
B3279	Artesia General Hospital							
00729	Cibola General Hospital							
B3186	Carlsbad Medical Center							
00646	Dr. Dan Trigg Memorial Hospital							
B2978	Eastern NM Medical Center							
00265	Espanola Hospital							
00018	Gerald Champion Regional Medical Center							
00570	Gila Regional Medical Center		\$46,958				\$30,218	
B5936	Guadalupe County Hospital	\$304,472						
00760	Holy Cross Hospital							
B3139	Lea Regional Medical Center			\$5,301,538				
00521	Lincoln County Medical Center				\$2,014,106			
4924258	Los Alamos Medical Center					\$518,914		
67939864	Memorial Medical Center		\$16,895				\$67,990	
B2113	Mimbres Memorial Hospital						\$2,754,150	
00968	Miners' Colfax Medical Center							
95804528	Mountain View Regional Medical Center							
76546	Alta Vista Regional Hospital							
901	Nor Lea Hospital District			\$501,409				
00224	Plains Regional Medical Center Clovis							
00331	Rehoboth McKinley Christian Health Care Services							\$4,880,148
G-8465	Roosevelt General Hospital							
00299	San Juan Regional Medical Center, INC.							
00216	Sierra Vista Hospital							
00695	Socorro General Hospital							
00547	St. Vincent Hospital					\$345,000		
B2253	Union County General Hospital							
	TOTAL	\$304,472	\$63,853	\$5,802,947	\$2,014,106	\$863,914	\$2,852,358	\$4,880,148
State Share								
28.74%	9/30/2008	\$21,876	\$4,588	\$416,942	\$144,714	\$62,072	\$204,942	\$350,639
29.12%	12/31/2008	\$22,166	\$4,648	\$422,455	\$146,627	\$62,893	\$207,652	\$355,275
29.12%	3/31/2009	\$22,166	\$4,648	\$422,455	\$146,627	\$62,893	\$207,652	\$355,275
29.12%	6/30/2009	\$22,166	\$4,648	\$422,455	\$146,627	\$62,893	\$207,652	\$355,275
	State Share Due By County	\$88,373	\$18,533	\$1,684,305	\$584,594	\$250,751	\$827,897	\$1,416,463
	Federal Match	\$216,099	\$45,320	\$4,118,642	\$1,429,512	\$613,163	\$2,024,461	\$3,463,685
	Total	\$304,472	\$63,853	\$5,802,947	\$2,014,106	\$863,914	\$2,852,358	\$4,880,148

Source: New Mexico Human Services Department, Medical Assistance Division

Provider #	Hospital	OTERO	QUAY	RIO ARRIBA	ROOSEVELT	SAN JUAN	SAN MIGUEL	SANDOVAL
B3279	Artesia General Hospital							
00729	Cibola General Hospital							
B3186	Carlsbad Medical Center							
00646	Dr. Dan Trigg Memorial Hospital		\$2,190,512					
B2978	Eastern NM Medical Center							
00265	Espanola Hospital			\$2,199,367				
00018	Gerald Champion Regional Medical Center	\$2,571,069						
00570	Gila Regional Medical Center							
B5936	Guadalupe County Hospital							
00760	Holy Cross Hospital							
B3139	Lea Regional Medical Center							
00521	Lincoln County Medical Center							
4924258	Los Alamos Medical Center			\$93,399				
67939864	Memorial Medical Center							
B2113	Mimbres Memorial Hospital							
00968	Miners' Colfax Medical Center							
95804528	Mountain View Regional Medical Center							
76546	Alta Vista Regional Hospital						\$2,543,013	
901	Nor Lea Hospital District							
00224	Plains Regional Medical Center Clovis							
00331	Rehoboth McKinley Christian Health Care Services							
G-8465	Roosevelt General Hospital				\$1,271,899			
00299	San Juan Regional Medical Center, INC.					\$15,509,715		
00216	Sierra Vista Hospital							
00695	Socorro General Hospital							
00547	St. Vincent Hospital			\$146,505			\$150,974	
B2253	Union County General Hospital							
	TOTAL	\$2,571,069	\$2,190,512	\$2,439,271	\$1,271,899	\$15,509,715	\$2,693,987	\$0
State Share								
28.74%	9/30/2008	\$184,731	\$157,388	\$175,262	\$91,386	\$1,114,373	\$193,563	\$0
29.12%	12/31/2008	\$187,174	\$159,469	\$177,579	\$92,594	\$1,129,107	\$196,122	\$0
29.12%	3/31/2009	\$187,174	\$159,469	\$177,579	\$92,594	\$1,129,107	\$196,122	\$0
29.12%	6/30/2009	\$187,174	\$159,469	\$177,579	\$92,594	\$1,129,107	\$196,122	\$0
	State Share Due By County	\$746,253	\$635,796	\$707,998	\$369,169	\$4,501,695	\$781,930	\$0
	Federal Match	\$1,824,816	\$1,554,716	\$1,731,273	\$902,730	\$11,008,020	\$1,912,057	\$0
	Total	\$2,571,069	\$2,190,512	\$2,439,271	\$1,271,899	\$15,509,715	\$2,693,987	\$0

Source: New Mexico Human Services Department, Medical Assistance Division

Provider #	Hospital	SANTA FE	SIERRA	SOCORRO	TAOS	UNION	VALENCIA
B3279	Artesia General Hospital						
00729	Cibola General Hospital						
B3186	Carlsbad Medical Center						
00646	Dr. Dan Trigg Memorial Hospital						
B2978	Eastern NM Medical Center						
00265	Espanola Hospital	\$449,735			\$77,475		
00018	Gerald Champion Regional Medical Center						
00570	Gila Regional Medical Center						
B5936	Guadalupe County Hospital						
00760	Holy Cross Hospital				\$5,520,363		
B3139	Lea Regional Medical Center						
00521	Lincoln County Medical Center						
4924258	Los Alamos Medical Center	\$50,355			\$5,165		
67939864	Memorial Medical Center						
B2113	Mimbres Memorial Hospital						
00968	Miners' Colfax Medical Center						
95804528	Mountain View Regional Medical Center						
76546	Alta Vista Regional Hospital						
901	Nor Lea Hospital District						
00224	Plains Regional Medical Center Clovis						
00331	Rehoboth McKinley Christian Health Care Services						
G-8465	Roosevelt General Hospital						
00299	San Juan Regional Medical Center, INC.						
00216	Sierra Vista Hospital		\$2,126,593				
00695	Socorro General Hospital			\$2,956,931			
00547	St. Vincent Hospital	\$32,867,352			\$232,425		
B2253	Union County General Hospital					\$1,902,249	
	TOTAL	\$33,367,442	\$2,126,593	\$2,956,931	\$5,835,428	\$1,902,249	
State Share							
28.74%	9/30/2008	\$2,397,451	\$152,796	\$212,455	\$419,276	\$136,677	\$0
29.12%	12/31/2008	\$2,429,150	\$154,816	\$215,265	\$424,819	\$138,484	\$0
29.12%	3/31/2009	\$2,429,150	\$154,816	\$215,265	\$424,819	\$138,484	\$0
29.12%	6/30/2009	\$2,429,150	\$154,816	\$215,265	\$424,819	\$138,484	\$0
	State Share Due By County	\$9,684,900	\$617,244	\$858,249	\$1,693,733	\$552,128	\$0
	Federal Match	\$23,682,542	\$1,509,349	\$2,098,682	\$4,141,695	\$1,350,121	\$0
	Total	\$33,367,442	\$2,126,593	\$2,956,931	\$5,835,428	\$1,902,249	\$0

Source: New Mexico Human Services Department, Medical Assistance Division

APPENDIX D: ACRONYMS AND TERMINOLOGY

ACRONYMS & TERMINOLOGY

CFHC	County Financing of Health Care
CIF	County Indigent Fund
CMS	Centers for Medicare and Medicaid Services
CSMF	County Supported Medicaid Fund
FPL	Federal Poverty Level
GF	General Fund
GRT	Gross Receipts Tax
HH	Household
HOH	Head of Household
HPC	New Mexico Health Policy Commission
HRSA	Health Resources and Services Administration
HSD	New Mexico Human Services Department
N/A	Not Available
PCI	Per Capita Income
SCP	Sole Community Provider
SCPF	Sole Community Provider Fund
SCPH	Sole Community Provider Hospital
SFY	State Fiscal Year

FY09 means State Fiscal Year 2009, July 1, 2009 through June 30, 2010.

Home Health means skilled or practical nursing services for a health condition provided for the individual in their home.

Hospice Care means palliative and supportive services to meet the physical, psychological, social and spiritual needs of terminally ill patients and their families.

Hospital Services means medical services rendered by an acute care, general hospital to individuals including inpatient services for serious or short term or episodic health problems; outpatient health services for acute illness or injuries in hospital emergency room or urgent care center; diagnostic laboratory and x-ray services performed by the hospital; and prescription medications dispensed by the hospital pharmacy. Does not include: 1) primary care clinic services when the clinic is part of the hospital; 2) and other physician services if provided by the hospital in an outpatient clinic setting, or 3) hospital services provided by an inpatient facility specializing in substance abuse or mental health treatment.

Liquid Assets means cash or assets such as stocks, bonds, mutual funds, money markets and bank accounts that can be turned into cash within a short period of time.

Other Behavioral Health Care means psychiatric and/or psychological evaluation, diagnosis, therapy and comprehensive services associated with mental, emotional and behavioral health disorders provided in an outpatient setting, hospital facility specializing in mental health illnesses or residential treatment center. Does not include 1) substance abuse or 2) services provided as an inpatient by an acute care, general hospital.

Other County Health Care Funding means other county generated funding specifically intended to provide financial support for health care facilities, providers and services; and that the funding source has not been reported elsewhere in the County Health Care Survey Form.

Other County Health Care Revenues means additional county funding for health care services to include but not limited to additional gross receipts tax such as balance sheet revenues.

1/16th County Supported Medicaid means funds that are transferred from the State Taxation and Revenue Department to Medicaid services.

Other Physician Services means specialty care provided by a licensed professional who is specially trained in a certain branch of medicine related to specific needs or procedures, body system or certain types of diseases. Does not include psychiatrists, dentists, primary care or routine OB-GYN provided by primary care clinics and community health centers.

Other Revenues means all other revenue sources not listed above on the balance sheet.

Out of State Hospital(s) means payments made to any non-New Mexico Hospital.

Planning and Health Outreach means the development of a countywide or multi-county health plan to improve and fund health services in the county based on the county's needs assessment and inventory of existing services and resources and which demonstrates coordination between the county and state and local health planning efforts and/or community based efforts to

improve health status or promote an awareness of need and availability of health care services and programs.

Primary Care Clinic/Community Health Center means basic or general health care focused on the point at which an individual first seeks non-emergency assistance from the medical care system provided by a non-profit community or local government operated organization.

Substance Abuse means inpatient or outpatient treatment for alcohol, drug or other chemical dependencies. Substance abuse is not specific to illegal substances but may refer to legal substances which are bought or prescribed.

University of New Mexico Health Sciences Center means payments made for any services through the University of New Mexico Health Sciences Center which includes the University of New Mexico Hospital, UNM Cancer Research and Treatment Center, University Physician Associates, UNM Children's Hospital, UNM Psychiatric Hospital, Carrie Tingley Hospital, UNM Children's Psychiatric Center and the Health Sciences Center Clinics.