


NEW MEXICO HEALTH POLICY COMMISSION



COUNTY FUNDED HEALTH CARE REPORT

STATE FISCAL YEAR 2003

Published February 2004

STATE OF NEW MEXICO



HEALTH POLICY COMMISSION

Andy R. Lopez, Chair

Waldo Anton

Frank Hesse, M.D.

Melvina McCabe, M.D.

Seferino Montano

Moises Morales

Gloria Nieto

Alicia Roman

For more information, please contact:

New Mexico Health Policy Commission
2055 South Pacheco Street, Suite 200
Santa Fe, NM 87505
(505) 424-3200

or

[visit these websites](#)

<http://hpc.state.nm.us/> <http://healthlinknm.org/>

This report was compiled and prepared by J. Patrick Alarid.

New Mexico Health Policy Commission



March 1, 2004

Dear Public Officials and Health Care Stakeholders:

The New Mexico Health Policy Commission (HPC) is pleased to offer, for your review, the 2003 County Indigent Fund (CIF) Report. This annual report is prepared with the cooperation of New Mexico counties to provide all stakeholders with a comprehensive view of indigent health care in New Mexico.

The county health care data is presented in two categories. Section one addresses each county's individual health care data. This is followed, in section two, by a presentation of statewide cumulative data for indigent health care with commentary, charts and graphs that, we hope, will enable the readers to better understand the presented financial and service data collected from the counties.

Additional data and prior year CIF reports, in addition to other HPC reports, are available at the HPC website: <http://.hpc.state.nm.us/> Please feel free to offer suggestions or comments about this report or prior year CIF reports. Your comments and questions can be directed to Patrick Alarid at the Health Policy Commission at JPAlarid@hpc.state.nm.us.

Lastly, the HPC wishes to recognize and offer a measure of gratitude to those individuals in county governments who work to account, report and provide indigent health care data to the HPC for this annual effort. We are thankful for their commitment to the quality of the data which goes into this report.

Respectfully,

Patrick Alarid
Health Policy Analyst
Health Policy Commission



New Mexico County Indigent Fund Executive Summary For Year Ending June 30, 2003

New Mexico counties that collect and expend gross receipt taxes for indigent health care are statutorily required to report their annual financial and service data to the Health Policy Commission (HPC). To facilitate the data collection process, the HPC has standardized data reporting by providing participating counties with an annual survey form which the counties are required to prepare and return to the HPC. From the 2003 survey forms returned by the counties, the HPC has compiled and analyzed the county indigent health care data and, has prepared the 2003 County Indigent Fund (CIF) Report for all CIF stakeholders.

2003 CIF Summary

30 of 33 counties currently provide reimbursement for indigent health care services to their residents. Catron, Harding and Socorro do not formally participate in the CIF program. 29 counties responded to the HPC's 2003 survey with information about their indigent funds, as well as data about funds collected from other public sources of revenue and subsequently used for indigent health care and health care capital expenditures. McKinley County, for the third consecutive year, did **not** respond to the questionnaire and is in violation of NMSA 1978, 27-5-5.1.

The 2003 County Indigent Fund survey reports that:

- The counties collected \$32.6 million for the County Indigent Fund (CIF) primarily through gross receipt taxes.
- The counties provided \$34.9 million for indigent medical services, with \$9.0 provided to County Supported Medicaid, \$12.4 million for Sole Community Provider Fund hospitals, and \$10.7 provided to medical providers and contractors. The remaining \$1.6 million was used for administrative and other expenses.
- For the second consecutive year, CIF expenditures exceeded revenues this year by at least 6.5% (3.5% last year).

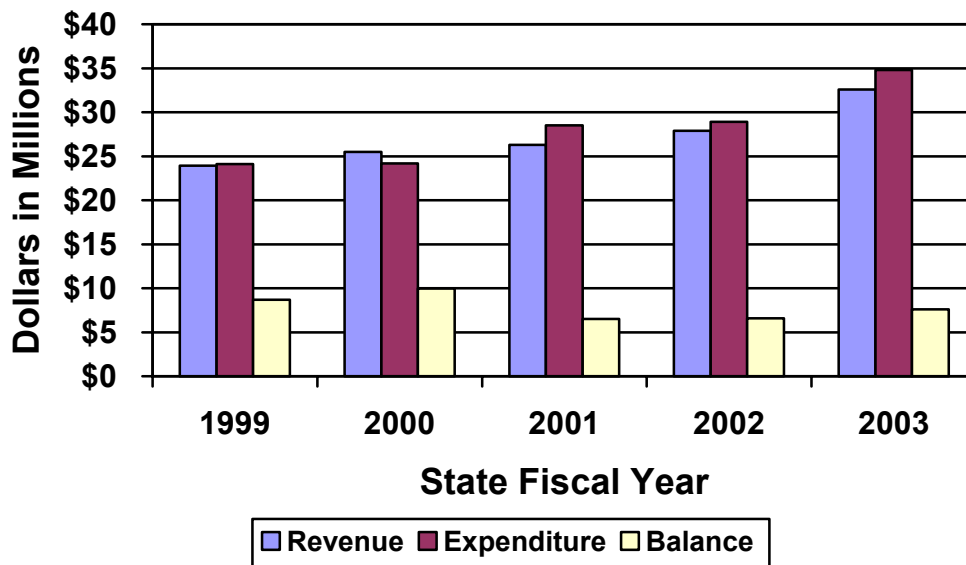
The twenty-nine counties that responded also reported that:

- They processed about 44,566 claims for about 43,024 persons through Sole Community Provider Fund hospitals, and through providers and contractors.
- They have about \$7.0 million in claims pending approval and potentially payable.
- During the year, the counties rejected approximately 3,222 CIF claims requesting full or partial payment worth about \$6.0 million.

Five of these counties also collected health care funds from other county sources, such as the sale of property, mill levy taxes, fees and other taxes.

- This revenue amounted to \$72.3 million, with about 83% collected from mill levy tax revenue.
- \$71.4 million from other health care funds were provided to health care providers and contractors and to health care facilities for debt reduction and capital improvements.
- Revenues and expenditures from other health care funds did not materially increase during 2003.

County Indigent Funds



CIF financial data provided by the counties for the last five years (partially illustrated by the above graph) shows that:

- CIF revenues for the five-year period have increase by 36.4%.
- Expenditures for indigent health care have increased 44.3%.
- CIF year-end cash balances have decreased by about 14.5%.
- Twenty counties provided residents indigent health care services, with expenditures beyond what can be supported by annual gross receipt revenues. The result has been a draw-down on some county cash balances reserved for indigent health care.
- In the near future, counties may have to raise taxes, reduce services offered or adjust eligibility criteria to meet these shortfalls.

Introduction

New Mexico's population, estimated in 2002 by the US Census Bureau to be 1.86 million residents (an increase of 1.8% from 2000), expanded by 20% during the 1990's with principle growth occurring in metropolitan areas in the Rio Grande corridor. This region includes the cities and neighboring counties of Santa Fe/Los Alamos, Albuquerque and Las Cruces. Population increases resulted from births, new arrivals from other states, immigration, and relocation from other New Mexico counties, where some rural counties experienced declines in population.

Notwithstanding some portions of the New Mexico economy with high growth, such as defense laboratories, oil and gas production and electronics, New Mexico continues to be a poor state ranking 47th in per capita income among all states according to the Bureau of Business and Economic Research (BBER 2002). As a result of this poverty, significant segments of the population, particularly those classified as the working poor, continue to have problems meeting basic health care needs.

According to the BBER, New Mexico's per capita income in calendar year 2001 was \$23,908, while the national per capita income was measured at \$30,832, a difference of about 24%. In 1990, State and Federal per capita incomes were \$14,960 and \$19,584 (difference of 23%), respectively. While it appears that New Mexico may have made significant increases in per capita income during the 1990's, the difference between national and New Mexico per capita income measurements increased by about 1%.

The US poverty threshold in 1993, \$14,654 for a family of 4, was adjusted to \$18,660 for 2003. According to 2003 US Census statistics for a three-year average (2000-2002), approximately 17.8% of all New Mexicans are below the poverty threshold as compared to 11.7% of all US residents. Additional census data reveals approximately 21.1% of New Mexican were without health insurance coverage for 1 year as compared to the US average of 14.6%. The neighboring states of Arizona and Texas compared at 16.8% and 25.8% respectively, while in Colorado, 16.1% of their residents were without health insurance coverage for 1 year.

New Mexico currently has about 420,000 residents without health insurance coverage. In addition to publicly funded health care programs such as Medicare and Medicaid, New Mexicans without resources and in need of necessary medical care rely on Charity Care from hospitals, clinics and private providers. Other residents who have assets and or income sufficient to support themselves and their households, but who may not be able to pay the cost of some or all of their medical care without undue hardship, may qualify as medically indigent.

The New Mexico Legislature, under the County Local Option Gross Receipts Tax Act and the Indigent Hospital and County Health Care Act, established guidelines for New Mexico's county governments to collect funds to provide resources for indigent care. Although County Indigent Fund participation is not mandated by the legislation, in 2003 30 counties participated in the County Indigent Fund Program. Counties collect funds for

indigent care services through gross receipt tax, mill levy, and general fund appropriations. The Indigent Hospital and County Health Care Act has also established additional county responsibilities for the collection of County Supported Medicaid and Sole Community Provider Funds.

County Indigent Hospital and Health Care Boards, created in participating counties to administer CIF claims, have been granted some latitude by the legislature in establishing both CIF eligibility and medical services that are covered under the CIF. In addition, under a 1999 amendment to the Indigent Hospital and County Health Care Act, counties can carryover their cash balances in the CIF into the following fiscal year. The same amendment also requires all participating counties to provide an annual CIF Report to the Health Policy Commission (HPC) by October 1 of every year. In State Fiscal Year 2003, 29 of 30 participating counties responded to the County Funded Health Care Survey as required by law. As in the previous year, McKinley County did not provide data for this report.

The 2003 County Indigent Fund Report is a review of County Funded Health Care activity for State Fiscal Year 2003. The CIF Report includes compiled financial data from 29 reporting counties and individual county data from 29 counties. The CIF Report also includes graphs and charts of prior year financial data for review and trend analysis.

The Health Policy Commission advises care when reviewing or relying on data compiled from the County Health Care Report. Submitted data was reviewed, but not audited. Errors and omissions may exist. The HPC has made a reasonable effort to resolve most discrepancies, but the accuracy of the data is the fundamental responsibility of the individual counties.

Most tables will contain blank entries that represent 0 dollar values not reported by the counties. Mean and median values were calculated for non-blank entries only. Unless otherwise noted, "N/A" is Not Available.

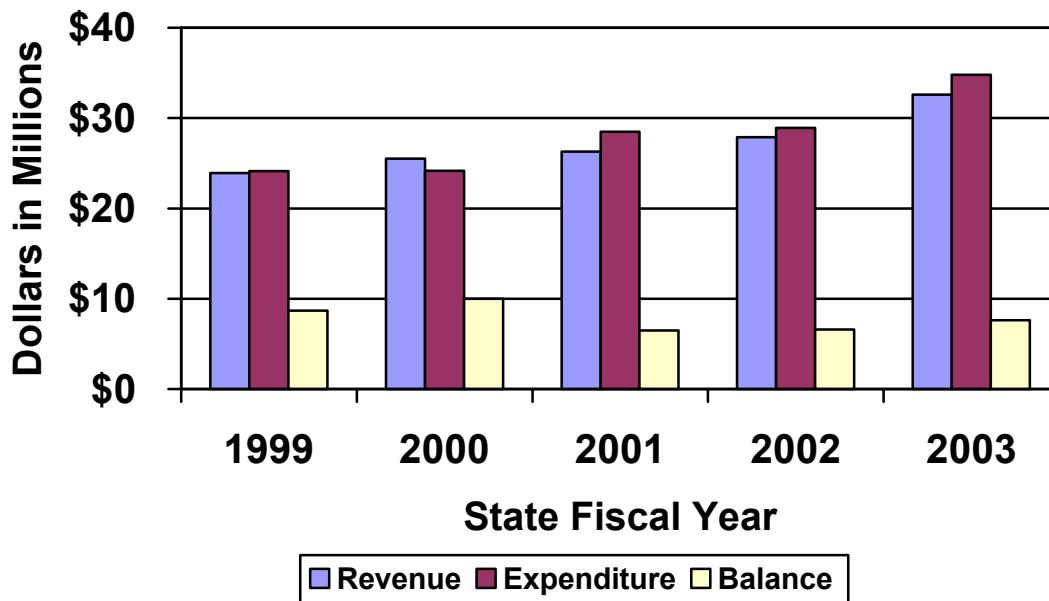
The New Mexico Health Policy Commission wishes to thank the participating counties and their county indigent fund administrators for their cooperation with this report.

County Indigent Fund Summary
For Year Ending June 30, 2003
29 Reporting Counties*

Survey Findings	Amt / Number or Percent of Counties
CIF beginning of year total balance (7/1/02)	\$9,928,322
Total Revenue	\$32,550,966
Total Expenditures	\$34,839,341
CIF end of year total balance (6/30/03)	\$7,639,947
Total paid to: Services and Contracts / Sole Community Provider Fund (SCPF)	\$9,030,588 / \$12,383,129
Estimated total number of persons served: Service and Contracts / SCPF	9,670 / 373,545
Estimated total number of paid claims: Service and Contracts / SCPF	32,540 / 44,566
Estimated total number of rejected claims / Estimated dollar value	3,222 / \$5,909,049
Estimated total number of pending claims / Estimated dollar value	2,758 / \$7,054,440
CIF Counties Reporting:	<u>Number & %</u>
with residency requirement	29 (100%)
allowing service to legal immigrants (not US citizens)	27 (93%)
allowing service to undocumented persons	19 (66%)
CIF Counties:	<u>Number & %</u>
with 100%, 150% or other NM PCI maximum household income criteria	18 (62%)
adjusting maximum income criteria between single person and family	10 (34%)
adjusting maximum income criteria by number of persons in household	17 (59%)
that include assets in eligibility requirements	22 (76%)
that have not changed their eligibility requirements in SFY 03	26 (90%)
Counties that cover the following services:	<u>Number & %</u>
Hospital Services	27 (93%)
Ambulance	24 (83%)
Substance Abuse	13 (45%)
Mental Health Care	14 (48%)
Nursing Home Care	2 (7%)
Home Health & Hospice Care	8 (28%)
Primary Care Clinic / Community Health Center	14 (48%)
Planning & Health Outreach	1 (3%)
Dental Services	8 (28%)
Physician and Other Services	17 (59%)

- Source: County Funding of Health Care Surveys returned by respective counties.
- Percent based on 29 of 30 reporting counties with CIF. *No McKinley County
- Counties without CIF: Catron, Harding, and Socorro.
- Total paid to providers and total number of people served includes CIF only.

County Indigent Funds



County Indigent Fund

- 29 of thirty CIF counties reported data for this report.
- Total revenues and expenditures were just under \$32.6 million and \$34.8 million, respectively.
- In the 29 reporting counties (27 reported last year), CIF revenues increased by \$4.5 million and CIF expenditures increased by \$6.0 million. A reported 43,024 persons received indigent health care from contractors and other providers in reporting counties.
- Total reimbursements to health care providers and contractors were over \$23.0 million, which includes the Sole Community Provider Fund of \$12.4 million.
- All but two reporting counties had a 90-day residency requirement.
- Just fewer than 62% of the counties used New Mexico Per Capita Income or Federal Poverty Level to determine CIF eligibility.
- Over 59% of the counties adjusted allowable income levels according to number of persons in the household; and
- 23 out of 29 reporting counties paid for Sole Community Provider Hospital services directly from CIF's.

Section 1
County Data
for
State Fiscal Year
2003

**Bernalillo County
County Indigent Fund
Financial Data
For Year Ending June 30, 2003**

Bernalillo County Population, 2002	573,675	
Beginning Balance	\$147,294	
Indigent Fund Revenues:		
Gross Receipts Tax	\$1,000,000	
Total Revenues and Beg Bal		\$1,147,294
Indigent Fund Expenditures:		
Paid to Providers and Contractors for Services	\$985,911	
CIF Administrative Costs	\$24,484	
Total Expenditures		\$1,010,395
Other Revenues:		
Mill Levy	\$57,168,671	
County General Fund Health Care Account	\$3,525,219	
Total Other Revenues		\$60,693,890
Other Expenditures:		
UNMH health Sciences Center	\$57,168,671	
Bernalillo County Detention Center Health Care	\$3,303,219	
Debt Service for Public Health Facility Bond	\$222,000	
Total for Other Expenditures		\$60,693,890
County Indigent Fund Fiscal Year Comparison	2003	2002
Number of Claims	14,084	13,535
Number of Persons Receiving Service	10,360	9,564
Pending Claims	\$136,899	\$147,294
Other Claims	N/A	N/A
Residency Requirement	90 days	
Immigrant Status: Documented/Undocumented	No/No	
Income Requirement	0-240% FPL	
Household Requirement	# of Persons in HH	
Eligibility Criteria Assets	Liquid Assets	

Bernalillo County's year-end CIF balance was \$136,899. CIF services and billed charges paid included primary care (\$70/episode) and dental (\$70/episode). Other funding services included mental health care, primary care, dental care and other physicians. Year-end balances for Bernalillo County's Mill Levy and General Fund Health Care Account were both \$0. Population estimates from US Department of Commerce.

**Chaves County
County Indigent Fund
Financial Data
For Year Ending June 30, 2003**

Chaves County Population, 2002	60,177	
Beginning Balance	\$589,976	
Indigent Fund Revenues:		
Gross Receipts Tax	\$1,539,591	
Other	\$1,413,833	
Total Revenues and Beg Bal		\$3,543,400
Indigent Fund Expenditures:		
County Supported Medicaid Fund	\$515,893	
Sole Community Provider Fund	\$1,297,858	
Paid to Providers and Contractors for Services	\$893,860	
CIF Administrative Costs	\$134,114	
Other: (Indigent burial, Medical care for Prisoners)	\$121,120	
Total Expenditures		\$2,962,845
Other Revenues	None	
Other Expenditures	None	

County Indigent Fund Fiscal Year Comparison	2003	2002
Number of Claims	2,825	2,961
Number of Persons Receiving Service	1,564	1,521
Pending Claims	407/\$874,554	467/\$1,189,317
Other Claims		
Sole Community Provider Fund		
Number of Claims Paid	2,820	2,925
Number of Persons Receiving Service	2,298	4,641
Residency Requirement	90 days	
Immigrant Status: Documented/Undocumented	Yes/Yes	
Income Requirement	185% FPL	
Household Requirement	# of Persons in HH	
Eligibility Criteria Assets	Liquid Assets	

Chaves County's year-end CIF balance was \$580,555. CIF services and billed charges paid included hospital and ambulance (\$15,000/yr), substance abuse (\$9,000/yr), mental health care (\$10,000/yr), home health/hospice (\$9,000), primary care and dental (\$4,000) and other physician (1 episode of care/FY) Hospitals include Eastern New Mexico Medical Center, ENMMC Sunrise, Pre Natal, and ER/Physician and Valley Clinic (Dexter).

**Cibola County
County Indigent Fund
Financial Data
For Year Ending June 30, 2003**

Cibola County Population, 2002	25,221	
Beginning Balance	\$158,279	
Indigent Fund Revenues:		
Gross Receipts Tax	\$172,015	
Total Revenues and Beg Bal		\$330,294
Indigent Fund Expenditures:		
County Supported Medicaid	\$69,243	
Sole Community Provider Fund	\$59,995	
Paid to Providers and Contractors for Services	\$181,098	
Total Expenditures		\$310,336
Other Revenues	None	
Other Expenditures	None	

County Indigent Fund Fiscal Year Comparison	2003	2002
Number of Claims	504	-
Number of Persons Receiving Service	504	522
Pending Claims	N/A	
Other Claims		
Sole Community Provider Fund		
Number of Claims Paid	112	102
Number of Persons Receiving Services	-	102
Residency Requirement	90 days	
Immigrant Status: Documented/Undocumented	Yes/Yes	
Income Requirement as noted by County	“County Commission Establishes”	
Household Requirement	Single/Family	
Eligibility Criteria Assets	Liquid Assets	

Cibola County’s year-end CIF balance was \$19,958. CIF services, and percent of billed charges paid include hospital (75% billed, \$15,000/yr, \$10,000/episode) and primary care (100% billed, \$15,000/yr, \$10,000/episode.). Sole Community Provider Hospitals include Cibola General Hospital and Rehoboth McKinley.

**Colfax County
County Indigent Fund
Financial Data
For Year Ending June 30, 2003**

Colfax County Population, 2002	14,189	
Beginning Balance	\$124,006	
Indigent Fund Revenues:		
Gross Receipts Tax	\$311,887	
Total Revenues and Beg Bal		\$435,893
Indigent Fund Expenditures:		
County Supported Medicaid	\$156,762	
Sole Community Provider Fund	\$74,180	
Paid to Providers and Contractors for Services	\$107,932	
Administrative	\$14,243	
Total Expenditures		\$353,117
Other Revenues	None	
Other Expenditures	None	

County Indigent Fund		
Fiscal Year Comparison	2003	2002
Number of Claims	63	54
Number of Persons Receiving Service	63	51
Pending Claims	N/A	N/A
Other Claims		
Sole Community Provider Fund		
Number of Claims Paid	296	180
Number of Persons Receiving Services	296	180
Residency Requirement	90 days	
Immigrant Status: Documented/Undocumented	Yes/Yes	
Income Requirement	130% FLP	
Household Requirement	Number of Persons in HH	
Eligibility Criteria Assets	None	

Colfax County's year-end CIF balance was \$82,776. CIF services, and billed charges paid include hospital (\$7,500/yr, \$15,000 Sole Provider Colfax County) Ambulance (\$7,500 ambulance/hospital combined), substance abuse (\$7,500/yr, \$7,500/lifetime). Sole Community Provider Hospitals include Miner's Colfax Medical Center and Holy Cross Hospital.

**Curry County
County Indigent Fund
Financial Data
For Year Ending June 30, 2003**

Curry County Population, 2002	45,022	
Beginning Balance	\$509,561	
Indigent Fund Revenues:		
Gross Receipts Tax	\$759,820	
Other	\$13,978	
Total Revenues and Beg Bal		\$1,283,359
Indigent Fund Expenditures:		
Sole Community Provider Fund	\$313,022	
Paid to Providers and Contractors for Services	\$454,439	
Administrative	\$87,879	
Total Expenditures		\$855,340
Other Revenues:		
Other Funding Sources Beginning Balance	\$382,417	
Total Other Revenues and Beginning Balance		\$382,417
Other Expenditures:		
County Supported Medicaid Fund	\$382,417	
Total Other Expenditures		\$382,417
County Indigent Fund		
Fiscal Year Comparison	<i>2003</i>	<i>2002</i>
Number of Claims	1,878	936
Number of Persons Receiving Service	395	77
Pending Claims	19/\$49,181	100/\$134,329
Other Claims		
Sole Community Provider Fund		
Number of Claims Paid	547	529
Number of Persons Receiving Services	309	298
Residency Requirement	90 days	
Immigrant Status: Documented/Undocumented	Yes/Yes	
Income Requirement	\$24,500/married \$16,000/single	
Household Requirement	Distinguish between Single/Family	
Eligibility Criteria Assets	Liquid Asset Single \$10,000 Married/HOH \$20,000	

Curry County's year-end CIF balance was \$855,340. CIF services, and billed charges paid include hospital (\$10,000/Episode), ambulance (\$1,000/Episode), mental health care (contract for inmates only) and primary care (per contract). Sole Community Provider Hospital includes Plains Regional Medical Center-Clovis. Amount noted as County "Other Funding Sources" is collected by NM Taxation and Revenue and directly paid to County Supported Medicaid Fund.

**DeBaca County
County Indigent Fund
Financial Data
For Year Ending June 30, 2003**

DeBaca County Population, 2002	2,132	
Beginning Balance	\$11,503	
Indigent Fund Revenues:		
Gross Receipts Tax	\$25,204	
General Fund Transfer	\$5,750	
Total Revenues and Beg Bal		\$42,457
Indigent Fund Expenditures:		
County Supported Medicaid	\$13,230	
Paid to Providers and Contractors for Services	\$15,570	
Total Expenditures		\$28,800
Other Revenues	None	
Other Expenditures	None	
County Indigent Fund		
Fiscal Year Comparison	2003	2002
Number of Claims	20	20
Number of Persons Receiving Service	29	12
Pending Claims	4/\$12,371	1/\$8,600
Other Claims	None	
Residency Requirement	90 days	
Immigrant Status Documented/Undocumented	Yes/No	
Income Requirement	\$15,000/Single \$19,000/Married	
Household Requirement	Number of Persons in HH	
Eligibility Criteria Assets	Liquid Assets	

DeBaca County's year-end CIF balance was \$13,657. CIF services, and billed charges paid include hospital (\$10,000/yr) and ambulance (\$10,000/yr). DeBaca County does not have a Sole Community Provider Hospital.

**Dona Ana County
County Indigent Fund
Financial Data
For Year Ending June 30, 2003**

Dona Ana County Population, 2002	174,682	
Beginning Balance	\$520,830	
Indigent Fund Revenues:		
Gross Receipts Tax	\$5,531,373	
Total Revenues and Beg Bal		\$6,052,203
Indigent Fund Expenditures:		
Sole Community Provider Fund	\$3,563,433	
Paid to Providers and Contractors for Services Administration	\$2,225,770	
	\$345,348	
Total Expenditures		\$6,134,551
Other Revenues:	None	
Other Expenditures:	None	
County Indigent Fund		
Fiscal Year Comparison		
	<i>2003</i>	<i>2002</i>
Number of Claims	N/A	1,641
Number of Persons Receiving Service	N/A	N/A
Pending Claims	1,812/\$919,592	699/\$1,760,615
Other Claims		
Sole Community Provider Fund		
Number of Claims Paid	4,021	7,095
Number of Persons Receiving Services	N/A	N/A
Residency Requirement	90 days	
Immigrant Status: Documented/Undocumented	Yes/Yes	
Income Requirement	Single 100% PCI Married 150% PCI	
Household Requirement	\$1,500/Additional Family Member Number of Persons in HH	
Eligibility Criteria Assets	Liquid Assets, Life Insurance, Additional Non- Income Property	

Dona Ana County's year-end CIF balance was a negative balance \$(82,348). CIF services, and billed charges paid include hospital (\$30,000/yr), ambulance (\$20,000/yr), primary care (\$20,000/yr), home health and hospice (\$20,000/yr), primary care (\$20,000/yr), planning and health outreach (\$20,000/yr) other physician (\$20,000/yr) and dental (\$20,000/yr). Sole Community Provider Hospital includes Memorial Medical Center.

**Eddy County
County Indigent Fund
Financial Data
For Year Ending June 30, 2003**

Eddy County Population, 2002	51,139	
Beginning Balance	\$749,320	
Indigent Fund Revenues:		
Gross Receipts Tax	\$1,486,011	
Other	\$14,340	
Total Revenues and Beg Bal		\$2,249,671
Indigent Fund Expenditures:		
County Supported Medicaid	\$760,999	
Sole Community Provider Fund	\$308,979	
Paid to Providers and Contractors for Services	\$219,633	
Total Expenditures		\$1,289,611
Other Revenues:		
Mill Levy (2.5)	\$1,669,340	
County General Fund Health Care Account	\$859,089	
Total Other Revenues		\$2,528,429
Other Expenditures:		
Paid to Providers/Health Care Facilities	\$1,611,265	
County General Fund Health Care Account, Paid to Providers/Health Care Facilities	\$859,089	
Total Other Expenditures		\$2,470,354
County Indigent Fund		
Fiscal Year Comparison	2003	2002
Number of Claims	2,469	132
Number of Persons Receiving Service	175	106
Pending Claims	12/\$14,415	N/A
Other Claims		
Sole Community Provider Fund		
Number of Claims Paid	957	644
Number of Persons Receiving Services	556	436
Residency Requirement	90 days	
Immigrant Status: Documented/Undocumented	Yes/Yes	
Income Requirement	150% PCI Index	
Household Requirement	Distinguish between Single/Family	
Eligibility Criteria Assets	None	

Eddy County's year-end CIF balance was \$960,060. Mill Levy year-end balance was \$0. County General Fund Health Care Account balance was \$0. CIF services, and billed charges paid include hospital (\$15,000/episode, \$30,000/lifetime), ambulance (\$1,500/episode), substance abuse and mental health care (\$15,000/episode). Sole Community Provider Hospitals include Carlsbad Medical Center, Artesia General Hospital and Eastern New Mexico Medical Center.

**Grant County
County Indigent Fund
Financial Data
For Year Ending June 30, 2003**

Grant County Population, 2002	30,237	
Beginning Balance	\$431,904	
Indigent Fund Revenues:		
Gross Receipts Tax	\$880,857	
Other	\$181,986	
Total Revenues and Beg Bal		\$1,494,747
Indigent Fund Expenditures:		
Sole Community Provider Fund	\$1,036,559	
Paid to Providers and Contractors for Services	\$173,422	
Administration and Other	\$91,870	
Total Expenditures		\$1,301,851
Other Revenues	None	
Other Expenditures	None	

County Indigent Fund		
Fiscal Year Comparison	2003	2002
Number of Claims	84	56
Number of Persons Receiving Service	75	54
Pending Claims	N/A	N/A
Other Claims		
Sole Community Provider Fund		
Number of Claims Paid	N/A	N/A
Number of Persons Receiving Services	N/A	N/A
Residency Requirement	90 days	
Immigrant Status: Documented/Undocumented	Yes/Yes	
Income Requirement	150% PCI	
Household Requirement	Distinguish between Single/Family	
Eligibility Criteria Assets	None	

Grant County's year-end CIF balance was \$192,896. CIF services, and billed charges paid include hospital (90% billed in-county, 75% billed out of county, \$10,000/episode) and ambulance (90% billed in county, 75% billed out of county, \$1,000/episode). Sole Community Provider Hospitals include Gila Regional Medical Center and Memorial Medical Center.

**Guadalupe County
County Indigent Fund
Financial Data
For Year Ending June 30, 2003**

Guadalupe County Population, 2002	4,545	
Beginning Balance	\$47,248	
Indigent Fund Revenues:		
Gross Receipts Tax	\$ 102,160	
Total Revenues and Beg Bal		\$149,408
Indigent Fund Expenditures:		
County Supported Medicaid	\$61,431	
Sole Community Provider Fund	\$22,666	
Paid to Providers and Contractors for Services	\$12,338	
Administrative	\$13,127	
Indigent Burial	\$1,200	
Total Expenditures		\$110,762
Other Revenues	None	
Other Expenditures	None	

County Indigent Fund		
Fiscal Year Comparison	2003	2002
Number of Claims	17	9
Number of Persons Receiving Service	17	9
Pending Claims	N/A	N/A
Other Claims		
Sole Community Provider Fund		
Number of Claims Paid	37	21
Number of Persons Receiving Services	37	21
Residency Requirement	90	
Immigrant Status: Documented/Undocumented	Yes/No	
Income Requirement	\$19,710	
Household Requirement	Distinguish Single/Family	
Eligibility Criteria Assets	Primary Residence	

Guadalupe County's year-end CIF balance was \$38,646. CIF services, and billed charges paid limited to, and include hospital (35% billed, \$15,000/yr), ambulance (35% billed, variable costs), substance abuse (35%, variable costs), mental health care (35%, variable costs), and home health/hospice care (variable costs). Sole Community Provider Hospitals include New Mexicare, Inc., Clovis Regional Hospital and Northeastern Regional Hospital.

**Hidalgo County
County Indigent Fund
Financial Data
For Year Ending June 30, 2003**

Hidalgo County Population, 2002	5,343	
Beginning Balance	\$38,478	
Indigent Fund Revenues:		
Gross Receipts Tax	\$92,897	
Total Revenues and Beg Bal		\$131,375
Indigent Fund Expenditures:		
Paid to Providers and Contractors for Services	\$65,473	
Total Expenditures		\$65,473
Other Revenues	None	
Other Expenditures	None	
County Indigent Fund		
Fiscal Year Comparison		
	<i>2003</i>	<i>2002</i>
Number of Claims	N/A	N/A
Number of Persons Receiving Service	113	N/A
Pending Claims	113	N/A
Other Claims		
Sole Community Provider Fund		
Number of Claims Paid	109	94
Number of Persons Receiving Services	109	92
Residency Requirement	90 days	
Immigrant Status: Documented/Undocumented	Yes/Yes	
Income Requirement	200% FPL	
Household Requirement	Number of Persons in HH	
Eligibility Criteria Assets	Liquid Assets	

Hidalgo County's year-end CIF balance was \$65,902. CIF services, and billed charges paid include hospital (\$5,000/yr), ambulance (\$500/yr), Non-Sole Provider Hospitals (\$2,000/yr) and dental and primary care (sliding fee 50%-100%). Sole Community Provider Hospitals include Gila Regional Medical Center, Mimbres Memorial Hospital and Memorial Medical Center.

**Lea County
County Indigent Fund
Financial Data
For Year Ending June 30, 2003**

Lea County Population, 2002	55,655	
Beginning Balance	\$1,216,096	
Indigent Fund Revenues:		
Gross Receipts Tax	\$1,612,827	
Other	\$53,373	
Total Revenues and Beg Bal		\$2,882,296
Indigent Fund Expenditures:		
County Supported Medicaid	\$855,461	
Sole Community Provider Fund	\$418,561	
Paid to Providers and Contractors for Services	\$200,766	
Administrative	\$111,782	
Other (Diabetes Programs, Prisoner Care)	\$601,808	
Total Expenditures		\$2,188,378
Other Revenues	None	
Other Expenditures	None	

County Indigent Fund		
Fiscal Year Comparison	2003	2002
Number of Claims	4973	34
Number of Persons Receiving Service	4973	34
Pending Claims	9/\$59,538	1/\$6,500
Other Claims		
Sole Community Provider Fund		
Number of Claims Paid	145	71
Number of Persons Receiving Services	145	71
Residency Requirement	90 days	
Immigrant Status: Documented/Undocumented	Yes/Yes	
Income Requirement	150% PCI Index	
Household Requirement	Distinguish between Single/Family	
Eligibility Criteria Assets	Primary Residence	

Lea County's year-end CIF balance was \$693,917. CIF services, and billed charges paid include hospital (\$6,500/max) and mental health care (variable). Sole Community Provider Hospitals include Lea County Regional Medical Center and Nor-Lea Hospital District.

**Lincoln County
County Indigent Fund
Financial Data
For Year Ending June 30, 2003**

Lincoln County Population, 2002	19,814	
Beginning Balance	\$714,770	
Indigent Fund Revenues:		
Gross Receipts Tax	\$559,664	
Other (Refunds)	\$65,362	
Total Revenues and Beg Bal		\$1,339,796
Indigent Fund Expenditures:		
Transfers to County Supported Medicaid Fund	\$236,306	
Transfers to Sole Community Provider Fund	\$360,552	
Paid to Providers and Contractors for Services	\$263,348	
Administrative	\$39,836	
Other	\$125,902	
Total Expenditures		\$1,025,944
Other Revenues:		
Mill Levy	\$1,626,222	
Investment Income	\$36,601	
Other Funding Sources	\$118,733	
Total Other Revenues		\$1,781,556
Other Expenditures:		
Paid to Providers and Contractors for Services	\$380,000	
Medical Equipment	\$462,028	
Operational Costs	\$93,220	
Training and Equipment	\$13,077	
Total Other Expenditures		\$948,325
County Indigent Fund Fiscal Year Comparison	2003	2002
Number of Claims	289	262
Number of Persons Receiving Service	176	164
Pending Claims	5/\$2,018	17/\$16,345
Other Claims		
Sole Community Provider Fund		
Number of Claims Paid	556	No SCPF
Number of Persons Receiving Services	256	
Residency Requirement	90 days	
Immigrant Status: Documented/Undocumented	Yes/Yes	
Income Requirement	HUD, Section 8,	

Household Requirement	Income Guidelines for Lincoln County Number of Persons in HH Liquid Assets, Life Insurance, Additional Property
Eligibility Criteria Assets	

Lincoln County’s year-end CIF balance was \$313,852; the Mill Levy year-end balance was \$3,223,183; other Funding Sources year-end balance was \$40,366. CIF services, and billed charges paid include hospital (\$7,500/yr), ambulance (\$2,500/yr), mental health (\$1,000/yr), primary care (\$1,000/yr), home health and hospice (\$3,500/yr), other physician services (\$1,500/yr) and Sole Community Provider Hospital (\$15,000). The Sole Community Provider Hospital is the Lincoln County Medical Center. Carrizozo Health Center and Hondo Valley Health Clinic receive funds through the Lincoln County mill levy. Lincoln County contributed \$106,296 from its general fund and awarded grant funds for ambulance expenses and training and equipment.

**Los Alamos County
County Indigent Fund
Financial Data
For Year Ending June 30, 2003**

Los Alamos County Population, 2002	18,305	
Beginning Balance	\$466,768	
Indigent Fund Revenues:		
Gross Receipts Tax	\$924,417	
Other	\$10,218	
Total Revenues and Beg Bal		\$1,401,403
Indigent Fund Expenditures:		
County Supported Medicaid	\$392,716	
Sole Community Provider Fund	\$22,250	
Paid to Providers and Contractors for Services	\$527,975	
Administrative	\$30,318	
Total Expenditures		\$973,259
Other Revenues	None	
Other Expenditures	None	
County Indigent Fund		
Fiscal Year Comparison	<i>2003</i>	<i>2002</i>
Number of Claims	N/A	N/A
Number of Persons Receiving Service	N/A	N/A
Pending Claims	\$126,017	N/A
Other Claims		
Sole Community Provider Fund		
Number of Claims Paid	14	N/A
Number of Persons Receiving Services	7	N/A
Residency Requirement	90 days	
Immigrant Status: Documented/Undocumented	Yes/Yes	
Income Requirement	235% FPL	
Household Requirement	Number of persons in HH	
Eligibility Criteria Assets	Liquid Assets that are > than \$20,000	

Los Alamos County's year-end CIF balance was \$428,144. CIF services, and billed charges paid include hospital (\$25,000/yr), ambulance (Medicare fee schedule), substance abuse (\$25,000/lifetime), mental health care (Medicare fee schedule), nursing home care (Medicare fee schedule), home health and hospice (Medicare fee schedule), primary care (Medicare fee schedule) and other physician services (Medicare fee schedule). Sole Community Provider Hospitals include St. Vincent Hospital and Los Alamos Medical Center.

**Luna County
County Indigent Fund
Financial Data
For Year Ending June 30, 2003**

Luna County Population, 2002	25,238	
Beginning Balance	\$283,868	
Indigent Fund Revenues:		
Gross Receipts Tax	\$480,868	
Other	\$7,710	
Total Revenues and Beg Bal		\$772,445
Indigent Fund Expenditures:		
Sole Community Provider Fund	\$228,684	
Paid to Providers and Contractors for Services	\$77,911	
Administrative	\$44,253	
Other: Travel and Indigent Burial	\$4,800	
Total Expenditures		\$355,647
Other Revenues	None	
Other Expenditures	None	

County Indigent Fund		
Fiscal Year Comparison	2003	2002
Number of Claims	573	497
Number of Persons Receiving Service	573	497
Pending Claims	N/A	N/A
Other Claims		
Sole Community Provider Fund		
Number of Claims Paid	554	394
Number of Persons Receiving Services	554	394
Residency Requirement	90 days	
Immigrant Status: Documented/Undocumented	Yes/Yes	
Income Requirement	150% PCI	
Household Requirement	Distinguish between Single/Family	
Eligibility Criteria Assets	Primary Residence	

Luna County's year-end CIF balance was \$416,798. CIF services and billed charges paid include: hospital (Mimbres 62% billed, \$5,000/yr; Memorial 50% billed, \$3,000/yr; Gila 50% billed, \$3,000/yr), ambulance (100% billed, \$500/yr), and prescriptions (County prisoners 100% billed, \$100/yr). Sole Community Provider Hospitals include Mimbres Memorial Hospital, Gila Regional Medical Center and Memorial Medical Center.

**Mora County
County Indigent Fund
Financial Data
For Year Ending June 30, 2003**

Mora County Population, 2002	5,269	
Beginning Balance	\$20,525	
Indigent Fund Revenues:		
Gross Receipts Tax	\$27,755	
Total Revenues and Beg Bal		\$48,280
Indigent Fund Expenditures:		
County Supported Medicaid	\$11,795	
Sole Community Provider Fund	\$21,470	
Total Expenditures		\$33,265
Other Revenues	None	
Other Expenditures	None	

County Indigent Fund Fiscal Year Comparison	2003	2002
Number of Claims	N/A	N/A
Number of Persons Receiving Service	48	N/A
Pending Claims	N/A	N/A
Other Claims		
Sole Community Provider Fund		
Number of Claims Paid	N/A	N/A
Number of Persons Receiving Services	N/A	N/A
Residency Requirement	90 days	
Immigrant Status: Documented/Undocumented	Yes/No	
Income Requirement	US HHS Poverty Guidelines	
Household Requirement	Number of Persons in HH	
Eligibility Criteria Assets	None	

Mora County's year-end CIF balance was \$15,015. CIF services, and billed charges paid include hospital (\$500/episode), ambulance (\$500/episode), substance abuse (\$500/episode), mental health (\$500/episode), nursing home care (\$500/episode), home health/hospice care (\$500/episode), primary care (\$500/episode), dental (\$500/episode) and other physician (\$500/episode). Sole Community Provider Hospitals were not identified.

**Otero County
County Indigent Fund
Financial Data
For Year Ending June 30, 2003**

Otero County Population, 2002	61,577	
Beginning Balance	\$284,754	
Indigent Fund Revenues:		
Gross Receipts Tax	\$780,986	
Other: (Interest on Investments, Refunds)	\$8,796	
Total Revenues and Beg Bal		\$1,074,536
Indigent Fund Expenditures:		
County Supported Medicaid	\$400,280	
Sole Community Provider Fund	\$298,462	
Administrative	\$70,356	
Supplemental Distribution	\$26,396	
Total Expenditures		\$795,494
Other Revenues	None	
Other Expenditures	None	

County Indigent Fund		
Fiscal Year Comparison	2003	2002
Number of Claims	N/A	32
Number of Persons Receiving Service	45	32
Pending Claims	400/\$3,012,840	273/\$533,128
Other Claims		
Sole Community Provider Fund		
Number of Claims Paid	1,042	1,029
Number of Persons Receiving Services	788	660
Residency Requirement	90 days	
Immigrant Status: Documented/Undocumented	Yes/Yes	
Income Requirement	100% PCI	
Household Requirement	Number of Persons in HH	
Eligibility Criteria Assets	Liquid Assets	

Otero County's year-end CIF balance was \$279,042. CIF services, and billed charges paid include hospital (\$10,000/episode/diagnosis), ambulance (\$500/episode/diagnosis), The Sole Community Provider Hospital is Gerald Champion Regional Medical Center.

**Quay County
County Indigent Fund
Financial Data
For Year Ending June 30, 2003**

Quay County Population, 2002	9,811	
Beginning Balance	\$167,629	
Indigent Fund Revenues:		
Gross Receipts Tax	\$218,485	
General Fund Transfer	(\$21,872)	
Total Revenues and Beg Bal		\$364,242
Indigent Fund Expenditures:		
County Supported Medicaid	\$75,601	
Sole Community Provider Fund	\$65,726	
Providers and Contractors	\$115,352	
Other (burials, supplies)	\$2,581	
Total Expenditures		\$259,260
Other Revenues	None	
Other Expenditures	None	

County Indigent Fund		
Fiscal Year Comparison	2003	2002
Number of Claims	266	3
Number of Persons Receiving Service	N/A	2
Pending Claims	N/A	N/A
Other Claims		
Sole Community Provider Fund		
Number of Claims Paid	309	201
Number of Persons Receiving Services	309	201
Residency Requirement	30 days	
Immigrant Status: Documented/Undocumented	Yes/Yes	
Income Requirement	Set by County	
Household Requirement	Number of Persons in HH	
Eligibility Criteria Assets	Primary Residence, Liquid, Auto, Debt to Income Ratio	

Quay County's year-end CIF balance was \$104,982. Noted CIF services, and billed charges paid include hospital (\$5,000/yr/episode/diagnosis). Sole Community Provider Hospitals include Dan C. Trigg Hospital and Clovis Plains Regional Hospital.

**Rio Arriba County
County Indigent Fund
Financial Data
For Year Ending June 30, 2003**

Rio Arriba County Population, 2002	41,049	
Beginning Balance	\$216,741	
Indigent Fund Revenues:		
Gross Receipts Tax	\$532,524	
County General Fund Transfers	\$35,000	
Revenue Applied to Medicaid	\$277,357	
Total Revenues and Beg Bal		\$1,061,622
Indigent Fund Expenditures:		
County Supported Medicaid	\$277,357	
Sole Community Provider Fund Administration	\$447,778	
Other: (Sole Community Provider Supplement)	\$51,253	
Total Expenditures	\$35,648	\$812,036
Other Revenues	None	
Other Expenditures	None	

County Indigent Fund Fiscal Year Comparison	2003	2002
Number of Claims: County did not reimburse for contract and providers services in 2003	-	N/A
Number of Persons Receiving Service	-	N/A
Pending Claims	60/\$322,815	44/\$220,641
Other Claims		
Sole Community Provider Fund		
Number of Claims Paid	762	7,972
Number of Persons Receiving Services	477	543
Residency Requirement	90	
Immigrant Status: Documented/Undocumented	Yes/No	
Income Requirement	None	
Household Requirement	Number of Persons in HH	
Eligibility Criteria Assets	None	
Out of County Services	No	

Rio Arriba County's year-end CIF balance was \$249,586. Noted CIF services, and billed charges paid include hospital (\$7,000/episode) and substance abuse (\$5,000/lifetime). Sole Community Provider Hospitals include Espanola Hospital, St Vincent Hospital, Los Alamos Medical Center and Holy Cross Hospital.

**Roosevelt County
County Indigent Fund
Financial Data
For Year Ending June 30, 2003**

Roosevelt County Population, 2002	18,121	
Beginning Balance	\$58,294	
Indigent Fund Revenues:		
Other: Hospital Sale Fund/Interest, Reimbursements	\$166,883	
Total Revenues and Beg Bal		\$225,177
Indigent Fund Expenditures:		
County Supported Medicaid	\$114,175	
Sole Community Provider Fund	\$27,796	
Paid to Providers and Contractors for Services	\$54,492	
Total Expenditures		\$196,463
Other Revenues:		
General Fund for Administration of CIF	\$34,429	
Total Other Revenues		\$34,429
Other Expenditures:		
CIF Administration	\$34,429	
Total Other Expenditures		\$34,429
County Indigent Fund		
Fiscal Year Comparison	2003	2002
Number of Claims	29	18
Number of Persons Receiving Service	25	14
Pending Claims	N/A	N/A
Other Claims		
Sole Community Provider Fund		
Number of Claims Paid	105	49
Number of Persons Receiving Services	78	43
Residency Requirement	90 days	
Immigrant Status: Documented/Undocumented	Yes/Yes	
Income Requirement	Determined by County Commission	
Household Requirement	Number of Persons in HH	
Eligibility Criteria for Assets	Case by Case	

Roosevelt County's year-end CIF balance was \$28,714. CIF services, and billed charges paid include hospital (72% billed, \$6,000/episode, \$12,000/lifetime) and ambulance (72% billed, \$600/episode, \$12,000/lifetime). Sole Community Provider Hospital is Roosevelt General Hospital. The County's sale of the county's community hospital provided \$153,270 to Roosevelt County's CIF.

**Sandoval County
County Indigent Fund
Financial Data
For Year Ending June 30, 2003**

Sandoval County Population, 2002	96,071	
Beginning Balance	\$380,503	
Indigent Fund Revenues:		
Gross Receipts Tax	\$1,066,785	
Total Revenues and Beg Bal		\$1,447,288
Indigent Fund Expenditures:		
County Supported Medicaid	\$722,634	
Paid to Providers and Contractors for Services	\$381,751	
Administrative	\$38,731	
Other: (Ambulance, Supplies, Per Diem)	\$299,367	
Total Expenditures		\$1,442,483
Other Revenues:	None	
Other Expenditures:	None	

County Indigent Fund		
Fiscal Year Comparison	2003	2002
Number of Claims	192	508
Number of Persons Receiving Service	188	343
Pending Claims	N/A	26/\$70,878
Other Claims	None	
Residency Requirement	90 days	
Immigrant Status: Documented/Undocumented	Yes/Yes	
Income Requirement	Set by Sandoval County Indigent Board	
Household Requirement	Number of Persons in HH	
Eligibility Criteria Assets	Liquid Assets	

Sandoval County's year-end CIF balance was \$4,805. CIF services, and billed charges paid include hospital (\$8,000/yr), ambulance (\$500/episode), substance abuse (\$10,000/lifetime), mental health care (\$10,000/lifetime), primary care (\$8,000/yr) and prescription drugs (\$500/yr). The County does not provide funds for the Sole Community Provider Fund.

**San Juan County
County Indigent Fund
Financial Data
For Year Ending June 30, 2003**

San Juan County Population, 2002	120,367	
Beginning Balance	\$282,885	
Indigent Fund Revenues:		
Gross Receipts Tax	\$3,234,784	
Other:	\$925,360	
Total Revenues and Beg Bal		\$4,443,029
Indigent Fund Expenditures:		
County Supported Medicaid	\$1,690,113	
Sole Community Provider Fund	\$1,671,963	
Paid to Providers and Contractors for Services	\$812,380	
Administrative	\$74,211	
Total Expenditures		\$4,248,667
Other Revenues	None	
Other Expenditures	None	

County Indigent Fund		
Fiscal Year Comparison	2003	2002
Number of Claims	3,362	2,834
Number of Persons Receiving Service	1,447	1,194
Pending Claims	32/\$189,567	N/A
Other Claims		
Sole Community Provider Fund		
Number of Claims Paid	997	909
Number of Persons Receiving Services	800	813
Residency Requirement	90 days	
Immigrant Status: Documented/Undocumented	Yes/No	
Income Requirement	Single 100% NM PCI, Family 150% NM PCI, Additional Added for Members > 4	
Household Requirement	Distinguish between Single/ Family	
Eligibility Criteria Assets	Liquid Assets	

San Juan County's year-end CIF balance was \$194,361. CIF services, and billed charges paid include hospital (\$30,000/episode, \$100,000/lifetime, \$60,000/diagnosis), ambulance (\$30,000/episode, \$100,000/lifetime, \$60,000/diagnosis), substance abuse (\$30,000/episode, \$100,000/lifetime, \$60,000/diagnosis), mental health care (\$30,000/episode, \$100,000/lifetime, \$60,000/diagnosis), home health/hospice (\$30,000/episode, \$100,000/lifetime, \$60,000/diagnosis), primary care (\$30,000/episode, \$100,000/lifetime, \$60,000/diagnosis), dental (\$30,000/episode, \$100,000/lifetime, \$60,000/diagnosis) and prenatal and maternity care (\$8,000/lifetime). Sole Community Provider Hospital includes San Juan County Regional Medical Center.

**San Miguel County
County Indigent Fund
Financial Data
For Year Ending June 30, 2003**

San Miguel County Population, 2002	29,674	
Beginning Balance	\$193,336	
Indigent Fund Revenues:		
Gross Receipts Tax	\$531,902	
Other Revenue:	\$40,884	
Total Revenues and Beg Bal		\$766,122
Indigent Fund Expenditures:		
Sole Community Provider Fund	\$212,159	
Paid to Providers and Contractors for Services	\$348,033	
Administrative	\$59,230	
Other Expenditures: (Dues, Burial)	\$1,825	
Total Expenditures		\$621,247
Other Revenues	None	
Other Expenditures	None	

County Indigent Fund		
Fiscal Year Comparison	2003	2002
Number of Claims	N/A	N/A
Number of Persons Receiving Service	N/A	N/A
Pending Claims	N/A	N/A
Other Claims		
Sole Community Provider Fund		
Number of Claims	119	184
Number of Persons receiving Service	110	149
Residency Requirement	90 days	
Immigrant Status: Documented/Undocumented	No/No	
Income Requirement	Single \$15,000 Married \$21,000	
Household Requirement	Distinguish between Single/Family	
Eligibility Criteria Assets	Liquid Assets	

San Miguel County's year-end CIF balance was \$144,875. CIF services, and billed charges paid includes hospital (\$17,500/episode, \$25,000/lifetime). Sole Community Provider Hospitals include Northeastern Regional Hospital, Holy Cross Hospital and St. Vincent's Hospital.

**Santa Fe County
County Indigent Fund
Financial Data
For Year Ending June 30, 2003**

Santa Fe County Population, 2002	134,525	
Beginning Balance	\$858,824	
Indigent Fund Revenues:		
Gross Receipts Tax	\$3,948,286	
General Fund Transfers	\$4,671	
Other: (Service Charges, Refunds from Clients)	\$291,135	
Total Revenues and Beg Bal		\$5,102,916
Indigent Fund Expenditures:		
County Supported Medicaid	\$1,963,141	
Sole Community Provider Fund	\$629,756	
Paid to Providers and Contractors for Services	\$1,363,905	
Administrative	\$211,841	
Total Expenditures		\$4,168,643
Other Revenues:		
2 nd ½ of the 3 rd 1/8 th Local Hospital Gross Receipt Tax not Deposited in the CIF		
Beginning Balance	\$2,427,752	
Revenues:	\$6,881,384	
Total Other Revenues and Beginning Balance:		\$9,309,136
Other Expenditures:		
Transfers to Sole Community Provider Fund	\$3,087,514	
Total Paid to Providers and Contractors	\$134,989	
Administrative Costs	\$350,350	
Other (Includes EMS \$830,688)	\$3,313,548	
Total Other Expenditures		\$6,886,401
County Indigent Fund		
Fiscal Year Comparison	2003	2002
Number of Claims	11,428	9,328
Number of Persons Receiving Service	11,428	9,328
Pending Claims	186/\$487,963	267/\$611,162
Other Claims		
Sole Community Provider Fund		
Number of Claims Paid	1,069	1,363
Number of Persons Receiving Services	1,069	1,363
Residency Requirement	90 days	
Immigrant Status: Documented/Undocumented	Yes/No	
Income Requirement	None	

Santa Fe County's year-end CIF balance was \$934,273. The year-end balance for 2nd ½ of the 3rd 1/8th Local Hospital Gross Receipt Tax not Deposited in the CIF was \$2,422,735. CIF services, and billed charges paid include hospital (\$35,000/lifetime), ambulance (\$35,000/lifetime), substance abuse (\$10,000/lifetime), mental health care (\$35,000/lifetime), nursing home/hospice care (\$35,000/lifetime), and primary care and dental (\$35,000/lifetime each). Sole Community Provider Hospitals include Espanola Hospital, Holy Cross Hospital, Los Alamos Medical Center, and St. Vincent Hospital. Santa Fe County applied \$3,313,548 from the "2nd ½ of the 3rd 1/8th Local Hospital Gross Receipt Tax not Deposited in the CIF" to Emergency Medical Services, Fire Services and Senior Services.

**Sierra County
County Indigent Fund
Financial Data
For Year Ending June 30, 2003**

Sierra County Population, 2002	12,988	
Beginning Balance	\$70,944	
Indigent Fund Revenues:		
Gross Receipts Tax	\$339,925	
Other	\$164,838	
Total Revenues and Beg Bal		\$575,707
Indigent Fund Expenditures:		
County Supported Medicaid	\$52,525	
Sole Community Provider Fund	\$268,306	
Paid to Providers and Contractors for Services	\$135	
Administrative	\$1,761	
Other	\$20,673	
Total Expenditures		\$343,401
Other Revenues	None	
Other Expenditures	None	

County Indigent Fund Fiscal Year Comparison	2003	2002
Number of Claims	N/A	144
Number of Persons Receiving Service	N/A	69
Pending Claims	N/A	N/A
Other Claims		
Sole Community Provider Fund		
Number of Claims Paid	801	543
Number of Persons Receiving Services	280	20
Residency Requirement	90 days	
Immigrant Status Documented/Undocumented	Yes/Yes	
Income Requirement	150% PCI	
Household Requirement	Number of Persons in HH	
Eligibility Criteria Assets	Primary Residence, Real Property Owned or Hereafter Acquired	

Sierra County's year-end CIF balance was \$232,307. CIF services, and billed charges paid include hospital (\$15,000/episode), ambulance (\$15,000/episode), substance abuse (\$15,000/lifetime) and mental health care (\$15,000/lifetime). Sole Community Provider Hospitals include Sierra Vista Hospital and Memorial Medical Center.

**Socorro County
County Indigent Fund
Financial Data
For Year Ending June 30, 2003**

Socorro County Population, 2002	18,043	
Beginning Balance	\$0	
Indigent Fund Revenues:		
Total Revenues and Beg Bal		\$0
Indigent Fund Expenditures:		
County Supported Medicaid Sole Community Provider Fund		
Total Expenditures		\$0
Other Revenue: Mill Levy	\$385,737	
Beginning Balance	\$497,646	
Mill Levy Revenue		\$883,383
Total Revenues and Beg Bal		
Other Expenditures: Mill Levy		
Transfers to Sole Community Provider Fund	\$232,747	
Total Paid to Providers/Health Care Facilities	\$282,919	
Administrative	\$4,927	
Total Other Expenditures		\$520,593
County Indigent Fund		
Fiscal Year Comparison	<i>2003</i>	<i>2002</i>
Number of Claims		
Number of Persons Receiving Service		
Pending Claims		
Other Claims		
Sole Community Provider Fund		
Number of Claims Paid		
Number of Persons Receiving Services		
Residency Requirement		
Immigrant Status: Documented/Undocumented		
Income Requirement		
Household Requirement		
Eligibility Criteria Assets		

Socorro County's year-end Other Revenues balance was \$362,789. Socorro County does not participate in the CIF. The county nevertheless provides substantial resources and mill levy revenues for low-income health care. Socorro General Hospital administers and accounts for the services and funding provided by the county's mill levy tax through its Sole Community Provider status and with hospital contractors.

**Taos County
County Indigent Fund
Financial Data
For Year Ending June 30, 2003**

Taos County Population, 2002	30,785	
Beginning Balance	\$944,296	
Indigent Fund Revenues:		
2 nd 1/8% Gross Receipts Tax	\$307,322	
3 rd 1/8 Gross Receipts Tax	\$928,739	
Other Revenues	\$6,868	
Total Revenues and Beg Bal		\$2,187,225
Indigent Fund Expenditures:		
County Supported Medicaid	\$307,332	
Sole Community Provider Fund	\$827,505	
Paid to Providers and Contractors for Services	\$379,009	
Administrative	\$65,632	
Total Expenditures:		\$1,579,478
Other Revenues	None	
Other Expenditures	None	

County Indigent Fund Fiscal Year Comparison	2003	2002
Number of Claims	429	265
Number of Persons Receiving Service	429	265
Pending Claims	None	None
Other Claims		
Sole Community Provider Fund		
Number of Claims Paid	1,119	1,082
Number of Persons Receiving Services	1,119	1,082
Residency Requirement	90 days	
Immigrant Status: Documented/Undocumented	Yes/Yes	
Income Requirement	150% PCI	
Household Requirement	Distinguish between Single/Family	
Eligibility Criteria Assets	None	

Taos County's year-end CIF balance was \$607,747. CIF services, and billed charges paid include hospital (100% of claim), ambulance (100% of claim), indigent burial (\$600 per claim), substance abuse (as per contract), and services provided by other physician (Per Contract). Sole Community Provider Hospitals include Holy Cross Hospital, St. Vincent Hospital, Espanola Hospital and Northeastern Regional Hospital.

**Torrance County
County Indigent Fund
Financial Data
For Year Ending June 30, 2003**

Torrance County Population, 2002	16,664	
Beginning Balance	\$84,429	
Indigent Fund Revenues:		
Gross Receipts Tax	\$233,835	
Total Revenues and Beg Bal		\$318,264
Indigent Fund Expenditures:		
Paid to Providers and Contractors for Services	\$264,195	
Total Expenditures		\$264,195
Other Revenues	None	
Other Expenditures	None	
County Indigent Fund		
Fiscal Year Comparison	2003	2002
Number of Claims	357	349
Number of Persons Receiving Service	271	225
Pending Claims	None	None
Other Claims	None	None
Residency Requirement	90 days	
Immigrant Status: Documented/Undocumented	Yes/Yes	
Income Requirement	None Noted	
Household Requirement	Case by Case	
Eligibility Criteria Assets	None	

Torrance County's year-end CIF balance was \$54,069. CIF services, and billed charges paid include hospital (\$4,000/yr, \$2,000/episode), ambulance (\$4,000/yr, \$2,000/episode), substance abuse ((\$4,000/yr, \$2,000/episode), mental health (\$4,000/yr, \$2,000/episode), primary care (\$4,000/\$658/yr, \$2,000/\$94/episode), dental (\$540/yr, \$90/episode), anesthesia ((\$4,000/yr, \$2,000/episode) and x-ray (\$4,000/yr, \$2,000/episode).

**Union County
County Indigent Fund
Financial Data
For Year Ending June 30, 2003**

Union County Population, 2002	3,934	
Beginning Balance	\$28,471	
Indigent Fund Revenues:		
Gross Receipts Tax	\$86,014	
Other (Includes GF Transfer of \$98,999)	\$185,013	
Total Revenues and Beg Bal		\$299,498
Indigent Fund Expenditures:		
County Supported Medicaid	\$40,311	
Sole Community Provider Fund	\$205,469	
Total Expenditures		\$245,780
Other Revenues	None	
Other Expenditures	None	

County Indigent Fund Fiscal Year Comparison	2003	2002
Number of Claims	76	53
Number of Persons Receiving Service	76	53
Pending Claims	N/A	N/A
Other Claims Sole Community Provider Fund		
Number of Claims Paid	73	53
Number of Persons Receiving Services	73	53

Residency Requirement	90 days
Immigrant Status: Documented/Undocumented	Yes/Yes
Income Requirement	County Commission Guidelines
Household Requirement	Number of Persons in HH
Eligibility Criteria Assets	Liquid Assets

Union County's year-end CIF balance was \$53,718. CIF services, and billed charges paid include hospital (\$15,000/yr), ambulance (\$15,000/yr), substance abuse (\$15,000/yr), mental health care (\$15,000/yr) and home health and hospice (\$15,000/yr). Sole Community Provider Hospital includes Union County General Hospital and Miner's Colfax Medical Center.

**Valencia County
County Indigent Fund
Financial Data
For Year Ending June 30, 2003**

Valencia County Population, 2002	67,578	
Beginning Balance	\$326,790	
Indigent Fund Revenues:		
Gross Receipts Tax	\$641,780	
Other (County Supported Medicaid Fund \$313,283)	\$340,770	
Total Revenues and Beg Balance		\$1,309,341
Indigent Fund Expenditures:		
County Supported Medicaid	\$313,283	
Paid to Providers and Contractors for Services	\$568,951	
Administrative	\$50,386	
Total Expenditures		\$932,621
Other Revenues	None	
Other Expenditures	None	

County Indigent Fund		
Fiscal Year Comparison	2003	2002
Number of Claims	535	459
Number of Persons Receiving Service	425	363
Pending Claims	N/A	N/A
Other Claims		
Sole Community Provider Fund		
Number of Claims Paid	No SCPF	168
Number of Persons Receiving Services	In 2003	89
Residency Requirement	45 days	
Immigrant Status Documented/Undocumented	Yes/No	
Income Requirement	150% FLP	
Household Requirement	Number of Persons in HH	
Eligibility Criteria Assets	Primary Residence, Liquid Assets, Life Insurance, Other Liquid Property	

Valencia County's year-end CIF balance was \$376,720. CIF services, and billed charges paid include hospital (80% billed, \$4,000/yr/episode/diagnosis), ambulance (\$900/yr, \$450/episode, \$450/diagnosis), substance abuse (80% billed, \$4,000/yr/episode/diagnosis), mental health care (80% billed, \$4,000/yr/episode/diagnosis), primary care (80% billed, \$4,000/yr/episode/diagnosis), other physician (80% billed, \$4,000/yr/episode/diagnosis) and dental (80% billed, \$4,000/yr/episode/diagnosis).

Section 2
Compilation
of County Data
for
State Fiscal Year
2003

County Indigent Fund

County Indigent Funds in New Mexico are supported primarily through county imposed gross receipt taxes. Other funds and sources provide five counties additional revenues. The counties carry forward any unspent balances from the previous fiscal period. The CIF's revenue base is a composite of different revenue sources with the bulk coming from gross receipt taxes collected by the counties. CIF finances for SFY 03, as noted in the following tables and graphs, can be summarized as follows:

- The counties began the year with total balances of approximately \$9.9 million (\$7.6 million in 2002).
- The average beginning balance for the 29 reporting counties was about \$342,355.
- Beginning balances ranged from \$11,503 for San Juan County to \$1.2 million for Lea County.
- Revenues collected for the 29 counties were \$32.6 million and expenditures were roughly \$34.8 million.
- Gross receipt contributions and other collections for CIF declined from the previous year in Chaves, Cibola, Colfax, Grant, Lea, Luna, Otero, Sandoval and Union Counties.
- The CIF counties ended the year with CIF balances of approximately \$7.6 million.
- The average ending balance for the 29 reporting counties was about \$263,446.
- Eleven counties ended the year with balances less than \$100,000, and
- Eddy County's ending balance of \$960,060 was the highest ending balance of the reporting CIF counties.

About 87% (\$28.3 million) of all CIF revenue was collected from county gross receipt taxes in SFY 03 as compared to 88% (\$24.6 million) in SFY 02. In SFY 03, roughly \$4.2 million of revenue (\$3.3 million in SFY 02) came from other sources (i.e., interest, refunds, sale of capital, general fund transfers and reserves).

CIF expenditures fall into five categories; SFY 03 (SFY 02) are as follows:

- Transfers to Community Supported Medical Fund: \$9.0 million (\$8.0 million)
- Transfers to Sole Community Provider Fund: \$12.4 million (\$10.2 million)
- Providers and Contractors: \$10.7 million (\$9.1 million)
- Administration \$1.6 million (\$1.2 million), and
- Other Expenses \$1.2 million (\$0.4 million)

CIF Financial Summary by County
SFY 03

CIF Counties	July 1, 2002 Balance	Total Revenues	Total Expenditures	June 30, 2003 Balance
Bernalillo	\$147,294	\$1,000,000	\$1,010,395	\$136,899
Chaves	589,976	2,953,424	2,962,845	\$580,555
Cibola	158,279	172,015	310,336	\$19,958
Colfax	124,006	311,887	353,117	\$82,776
Curry	509,561	773,798	855,340	\$428,019
De Baca	11,503	30,954	28,800	\$13,657
Dona Ana	520,830	5,531,373	6,134,551	(\$82,348)
Eddy	749,320	1,500,351	1,289,611	\$960,060
Grant	431,904	1,062,843	1,301,851	\$192,896
Guadalupe	47,248	102,160	110,762	\$38,646
Hidalgo	38,478	92,897	65,473	\$65,902
Lea	1,216,096	1,666,200	2,188,378	\$693,918
Lincoln	714,770	625,026	1,025,944	\$313,852
Los Alamos	466,768	934,635	973,259	\$428,144
Luna	283,868	488,578	355,648	\$416,798
Mora	20,525	27,755	33,265	\$15,015
Otero	284,754	789,782	795,494	\$279,042
Quay	167,629	196,613	259,260	\$104,982
Rio Arriba	216,741	844,881	812,036	\$249,586
Roosevelt	58,294	166,883	196,463	\$28,714
San Juan	282,885	4,160,144	4,248,667	\$194,362
San Miguel	193,336	572,786	621,247	\$144,875
Sandoval	380,503	1,066,785	1,372,483	\$74,805
Santa Fe	858,824	4,244,092	4,168,643	\$934,273
Sierra	70,944	504,763	343,400	\$232,307
Taos	944,296	1,242,929	1,579,478	\$607,747
Torrance	84,429	233,835	264,195	\$54,069
Union	28,471	271,027	245,780	\$53,718
Valencia	326,790	982,550	932,620	\$376,720
Total	\$ 9,928,322	\$ 32,550,966	\$ 34,839,341	\$ 7,639,947
Mean	\$ 342,356	\$ 1,122,447	\$ 1,201,357	\$ 263,446
Median	\$ 282,885	\$ 773,798	\$ 812,036	\$ 192,896

- Source: County Funding of Health Care Surveys returned by 29 reporting counties.
- Counties without CIF: Catron, Harding and Socorro (not listed).

CIF
Revenue Sources by County
SFY 03

CIF Counties	County Gross Receipts Tax (2nd 1/8 %)	County Gross Receipts Tax (50% of 3rd 1/8%)	General Fund Transfers	Other Revenues	Total Revenues
Bernalillo	\$1,000,000				\$1,000,000
Chaves	1,026,395	513,196		1,413,833	\$2,953,424
Cibola	172,015				\$172,015
Colfax	311,887				\$311,887
Curry	759,820			13,978	\$773,798
De Baca	25,204			5,750	\$30,954
Dona Ana	1,999,000	3,532,373			\$5,531,373
Eddy	1,486,011			14,340	\$1,500,351
Grant	440,429	440,428		181,986	\$1,062,843
Guadalupe	102,160				\$102,160
Hidalgo	92,897				\$92,897
Lea	1,612,827			53,583	\$1,666,200
Lincoln	559,664			65,362	\$625,026
Los Alamos	924,417			10,218	\$934,635
Luna	240,434	242,434		7,710	\$488,578
McKinley					\$0
Mora			27,755		\$27,755
Otero	780,986			8,796	\$789,782
Quay	218,485		(21,782)		\$196,613
Rio Arriba	532,524		35,000	277,357	\$844,881
Roosevelt				166,883	\$166,883
San Juan	3,234,784			925,360	\$4,160,144
San Miguel	531,902			40,884	\$572,786
Sandoval	1,066,785				\$1,066,785
Santa Fe	3,948,286		4,671	291,135	\$4,224,092
Sierra	339,925			164,838	\$504,763
Taos: ¼%	307,322	928,739		6,868	\$1,242,929
Torrance	233,835				\$233,835
Union	86,014			185,013	\$271,027
Valencia	641,780			340,770	\$982,550
Total	\$22,675,788	\$5,655,170	\$51,304	\$4,168,704	\$32,550,966
Mean	\$809,850	\$1,131,034	\$12,826	\$219,405	\$2,173,115
Median	\$390,000	\$513,196	\$2,336	\$65,362	\$970,894

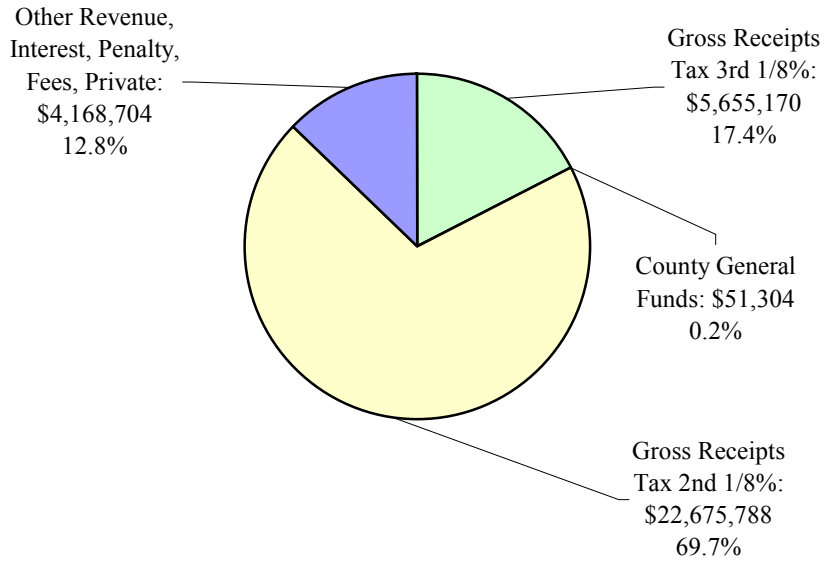
- County Health Care Surveys returned by 29 reporting counties.
- \$0 revenue indicates data not returned to HPC and are not included in mean or median calculations.
- Other revenues: grants, penalties, reimbursement, interest.
- Counties without CIF: Catron, Harding and Socorro (not listed).

County Indigent Fund Annual Per Capita Costs of Gross Receipts Tax (GRT)
SFY 03

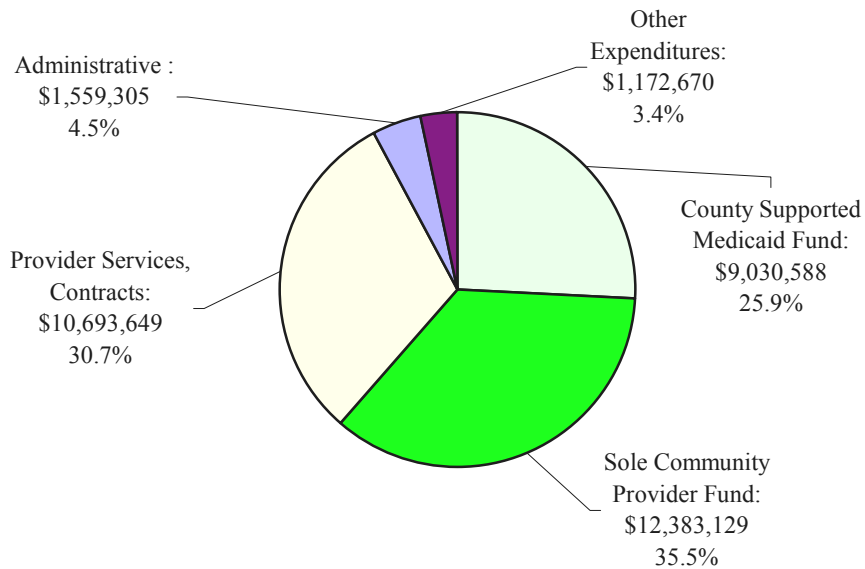
Counties	County Populations 2002 Estimate	GRT Revenue				Per Capita Costs			
		2nd 1/8% for CIF	50% of 3rd 1/8% for CIF	1/4% for CIF	Total GRT	2nd 1/8% for CIF	50% of 3rd 1/8% for CIF	1/4% for CIF	Total GRT
Bernalillo	573,675	\$1,000,000			\$1,000,000	\$1.74			\$1.74
Catron	3,523	No Indigent Fund							
Chaves	60,177	1,026,395	513,196		\$1,539,591	17.06	8.53		\$25.58
Cibola	26,221	172,015			\$172,015				\$6.56
Colfax	14,189	311,887			\$311,887	21.98			\$21.98
Curry	45,022	759,820			\$759,820	16.88			\$16.88
De Baca	2,132	25,204			\$25,204	11.82			\$11.82
Dona Ana	178,664	1,999,000	3,532,373		\$5,531,373	11.19	19.77		\$30.96
Eddy	51,139	1,486,011			\$1,486,011	29.06			\$29.06
Grant	30,237	440,429	440,428		\$880,857	14.57	14.57		\$29.13
Guadalupe	4,545	102,160			\$102,160	22.48			\$22.48
Harding	751	No Indigent Fund							
Hidalgo	5,343	92,897			\$92,897	17.39			\$17.39
Lea	55,655	1,612,827			\$1,612,827	28.98			\$28.98
Lincoln	19,814	559,664			\$559,664	28.25			\$28.25
Los Alamos	18,305	924,417			\$924,417	50.40			\$50.40
Luna	25,238	240,434	242,434		\$482,868	9.53	9.61		\$19.13
McKinley	73,973	Did not return 2002 CIF Survey							
Mora	5,269	General Fund Transfer; No GRT Allocation							
Otero	61,577	780,986			\$780,986	12.68			\$12.68
Quay	9,829	218,485			\$218,485	22.23			\$22.23
Rio Arriba	41,049	532,524			\$532,524	12.97			\$12.97
Roosevelt	18,121								
San Juan	120,367	3,234,784			\$3,234,784	26.87			\$26.87
San Miguel	29,674	531,902			\$531,902	17.92			\$17.92
Sandoval	96,071	1,066,785			\$1,066,785	11.10			\$11.10
Santa Fe	134,525	3,948,286			\$3,948,286	29.35			\$29.35
Sierra	12,988	339,925			\$339,925	26.17			\$26.17
Socorro	18,043	No Indigent Fund							
Taos	30,785	307,322	928,739		\$1,236,061	9.98	30.17		\$40.15
Torrance	16,664	233,835			\$233,835	14.03			\$14.03
Union	3,934	86,014			\$86,014	21.86			\$21.86
Valencia	67,578	641,780			\$641,780	9.50			\$9.50
Total or Mean	1,855,077	\$22,675,788	\$5,655,170		\$28,330,958	12.22	3.05		\$15.27

* Sources: County Funding of Health Care Surveys returned by respective counties and U.S. Dept. of Commerce, Bureau of the Census. **Includes Taos Co. 1/4 GRT.

CIF Revenue: SFY 03



CIF Expenditures: SFY 03

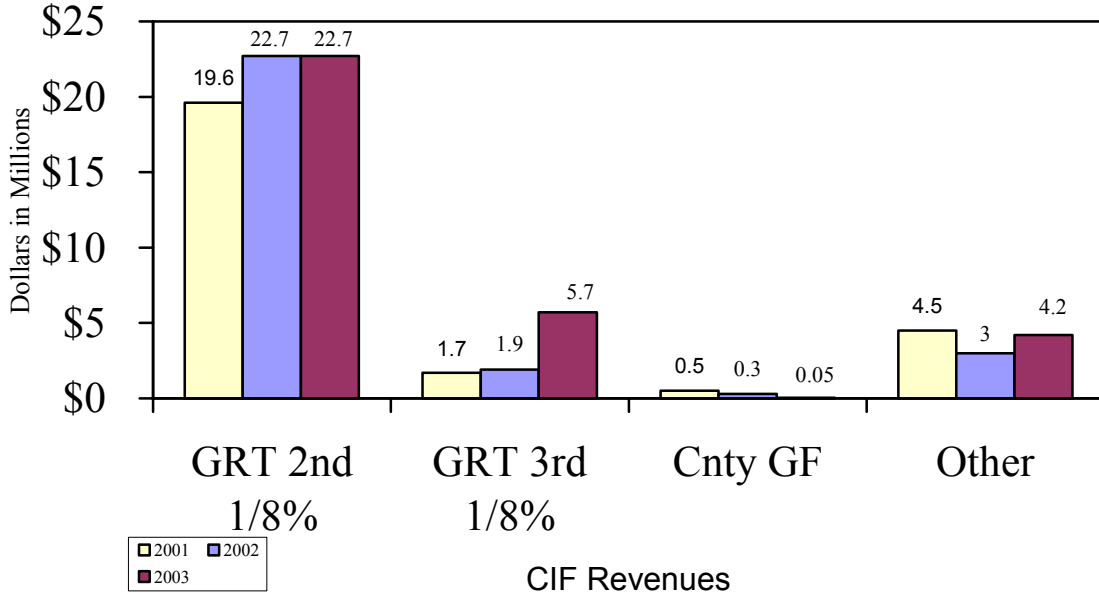


County Indigent Fund
Expenditures by County
SFY 03

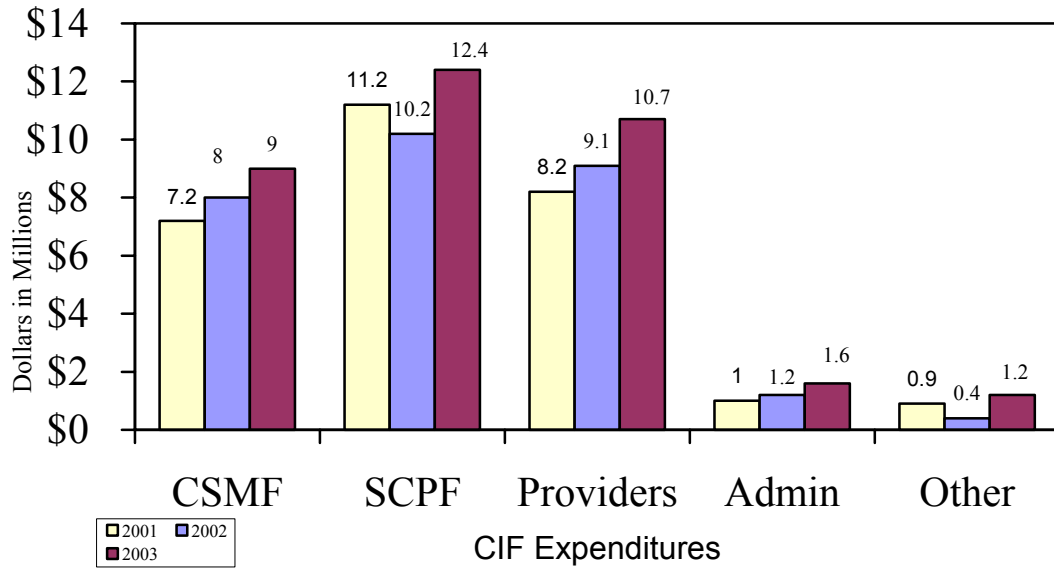
Reporting Counties	Transfers to CSMF	Transfers to SCPF	Providers and Contractors	Administration	Other Expenses	Total Expenditures
Bernalillo			\$985,911	\$24,484		\$1,010,395
Chaves	515,893	1,297,858	893,860	134,114	121,120	\$2,962,845
Cibola	69,243	59,995	181,098			\$310,336
Colfax	156,762	74,180	107,932	14,243		\$353,117
Curry		313,022	454,439	87,879		\$855,340
De Baca	13,230		15,570			\$28,800
Dona Ana		3,563,433	2,225,770	345,348		\$6,134,551
Eddy	760,999	308,979	219,633			\$1,289,611
Grant		1,036,559	173,422	91,870		\$1,301,851
Guadalupe	61,431	22,666	12,338	13,127	1,200	\$110,762
Hidalgo			65,473			\$65,473
Lea	855,461	418,561	200,766	111,782	601,808	\$2,188,378
Lincoln	236,306	360,552	263,348	39,836	125,902	\$1,025,944
Los Alamos	392,716	22,250	527,975	30,318		\$973,259
Luna		228,684	77,911	44,253	4,800	\$355,648
Mora	11,795	21,470				\$33,265
Otero	400,280	298,462		70,356	26,396	\$795,494
Quay	75,601	65,726	115,352		2,581	\$259,260
Rio Arriba	277,357	447,778		51,253	35,648	\$812,036
Roosevelt	114,175	27,796	54,492			\$196,463
San Juan	1,690,113	1,671,963	812,380	74,211		\$4,248,667
San Miguel		212,159	348,033	59,230	1825	\$621,247
Sandoval	722,634		381,751	38,731	229,367	\$1,372,483
Santa Fe	1,963,141	629,756	1,363,905	211,841		\$4,168,643
Sierra	52,525	268,306	135	1,761	20673	\$343,400
Taos	307,332	827,505	379,009	65,632		\$1,579,478
Torrance			264,195			\$264,195
Union	40,311	205,469				\$245,780
Valencia	313,283		568,951	49,036	1,350	\$932,620
Total	\$9,030,588	\$12,383,129	\$10,693,649	\$1,559,305	\$1,172,670	\$34,839,341

- Source: County Funding of Health Care Surveys returned by 29 counties.
- Counties without CIF: Catron, Harding and Socorro (not listed).

SFY 2001-2003 CIF Revenues



SFY 2001-2003 CIF Expenditures



Other County Health Care Funding

As reported in the County Funding of Health Care Questionnaire returned by 29 reporting counties, there were five counties in New Mexico (see chart below) with health care funding from sources other than County Indigent Funds. The primary source of other county health care funding came from property tax mill levies and other taxes. The bulk of the funds were spent on health care providers, contractors and facilities. The five counties began the year with total balances from other sources of approximately \$5.3 million

- The five counties collected \$72.3 million in revenues and spent \$71.4 million, both totals about the same as in 2002.
- The five counties ended the year with balances from other sources of approximately \$6.3 million.
- Approximately 83% (\$60.1 million) of revenues from other sources came from property tax mill levies.
- Approximately 95% (\$57 million) of revenue from all property tax mill levies and 83% (\$60.6 million) of revenues from all sources was generated in Bernalillo County.
- The \$62.7 million payment to health care providers, contractors and facilities represents approximately 88% of all expenditures from other county health care funding sources.

Other County Health Care Funding
Revenue Sources by County
SFY 03

Counties	County Gross Receipts Tax	General Fund Transfers	Property Tax Mill Levy	Revenue Bonds	Other Taxes	Other Revenues	Total Revenues
Bernalillo		\$3,525,219	\$57,168,671				\$ 60,693,890
Curry					382,417		\$ 382,417
Eddy		859,089	1,669,340				\$ 2,528,429
Lincoln		93,220	1,662,823			25,513	\$ 1,781,556
Santa Fe	6,881,384						\$ 6,881,384
Total	\$ 6,881,384	\$ 4,477,528	\$ 60,500,834	\$ -	\$ 382,417	\$ 25,513	\$ 72,267,676
Mean	\$ 6,881,384	\$ 1,492,509	\$ 20,166,945	\$ -	\$ 382,417	\$ -	\$ 14,453,535
Median	\$ 6,881,384	\$ 859,089	\$ 1,669,340	\$ -	\$ 382,417	\$ -	\$ 2,528,429

- Source: County Funding of Health Care Surveys returned by respective counties.
- Bernalillo, Eddy Counties and Lincoln Counties contribute to a General Fund Health Care Account
- Curry County's Other Taxes are noted as County Gross Receipts Tax.
- Other Revenues consist of investment income (i.e. interest earned and dividends) and grants.
- Only counties that reported Other County Health Care Funding in their surveys are shown here.

Other County Health Care Funding Expenditures by County
SFY 03

Counties	Transfers to CSMF	Transfers to SCPF	Providers, Contractors & Health Care Facilities	Administration	Health Care Facility Construction	Health Care Capital Outlays	Other Expenses	Total Expenses
Bernalillo			\$60,471,890				\$222,000	\$ 60,693,890
Curry	382,417							\$ 382,417
Eddy			1,611,265				859,089	\$ 2,470,354
Lincoln			473,220			475,105		\$ 948,325
Santa Fe		3,087,514	134,989	350,350			3,313,548	\$ 6,886,401
Total	\$ 382,417	\$ 3,087,514	\$ 62,691,364	\$ 350,350	\$ -	\$ 475,105	\$ 4,394,637	\$ 71,381,387
Mean	\$ 382,417	\$ 3,087,514	\$ 15,672,841	\$ 350,350	\$ -	\$ -	\$ 1,464,879	\$ 14,276,277
Median	\$ 382,417	\$ 3,087,514	\$ 1,042,243	\$ 350,350	\$ -	\$ -	\$ 859,089	\$ 2,470,354

- Source: County Funding of Health Care Surveys returned by respective counties.
- Bernalillo County's County Supported Medicaid Payment is not shown because it is paid by UNM through a long standing arrangement with the County.
- Bernalillo County's Other Expenses is debt service for a Public Health Bond.
- Eddy County's Other Expenses are Prisoner Health Care and Ambulance Service.
- Santa Fe County's Other Expenses include Senior Services and Emergency Medical Services.
- Only counties that reported Other County Health Care Funding in their surveys are shown here.

County Sole Community Provider
Claims Data for SFY 03

Sole Community Provider	Amount	# of Claims	# of Persons	Comment
Eastern New Mexico Medical Center	\$ 4,344,971	2861	2327	1. Amount of claim includes all reported County, State and Federal dollars.
Cibola General Hospital	\$ 247,863	109		
Miner's Colfax Medical Center	\$ 385,324	278	278	
Plains Regional Medical Center	\$ 815,784	547	309	2. All data based on info provided on page 5 of the Annual CIF Survey.
Memorial Medical Center	\$ 3,176,777	4103	77	
Carlsbad Medical Center	\$ 932,986	747	415	
Dexter Clinic	\$ 694	3	3	3. County Contributions are located in individual county section of the CIF Report, beginning on page 9.
Gila Regional Medical Center	\$ 1,218,117	118	118	
New Mexicare	\$ 11,034	25	25	
Lea Regional Medical Center	\$ 1,270,660	133	133	
Lincoln County Medical Center	\$ 1,115,845	556	256	
St. Vincents Hospital	\$ 5,398,404	1093	1076	
Mimbres Memorial Medical Center	\$ 788,763	493	493	
Dan C Trigg Hospital	\$ 531,382	291	291	
Gerald Champion Medical Center	\$ 1,590,086	4042	788	
Roosevelt General Hospital	\$ 412,200	105	1	
Espanola General Hospital	\$ 1,806,747	796	523	
Northeastern Regional Hospital	\$ 346,726	123	115	
San Juan Regional Hospital	\$ 1,176,932	997	800	
Sierra Vista Hospital	\$ 304,956	771	255	
Holy Cross Hospital	\$ 2,158,243	1041	1041	
Clovis Regional Hospital	\$ 50,654	19	19	
Los Alamos Medical Center	\$ 151,815	41	38	
Rehoboth/McKinley General Hospital	\$ 17,884	3		
Artesia General Hospital	\$ 134,297	166	109	
Nor-Lea Hospital District	\$ 263,859	12	12	
Union County General Hospital	\$ 174,718	73	73	
Total	\$ 28,827,721	\$ 19,546	\$ 9,679	

Sole Community Provider Hospital Contributions

According to data provided by the counties, FY 2003 Federal, State and County contributions for Sole Community Provider Hospitals was \$28.8 million, serving about 9,700 patients. Of this amount, county contributions were reported as \$12.4 million.

CIF Denied and Pending Claims

According to claims data provided by 29 reporting counties, the CIF counties paid approximately 77,106 claims in FY 2003, for an increase of about 30% for the year. Of those claims submitted for payment or reimbursement, the counties also recorded the following:

- 3,222 claims were denied or disqualified in 2003. The recorded value of the denied claims was approximately \$5.9 million. This compares to 3,480 denied claims worth approximately \$6.5 million, in 2002.
- CIF counties had 2,758 pending claims, valued at \$7.5 million, with pending claims defined as those claims where services have been rendered but not approved for reimbursement or paid for by the county. This compares to SFY 2002, when counties recorded 1,993 pending claims valued at \$4.8 million.
- Three counties reported pending claims that appeared to be valued far more than their individual recorded ending balances.
- The dollar value of denied or disqualified claims increased in 2003 by about 9%.
- The dollar value of pending claims increased in 2003, by 48%.

Claims reported as pending are subject to approval for payment by the governing county commissions and are not recognized as accounts payable until approval occurs.

CIF
 Denied & Pending Claims
 by County
 SFY 03

CIF Counties	# of Denied Claims Because Claimants Not Eligible	\$ Amount of Denied Claims	# Pending Claims as of 6/30/03	\$ Amount of Claims Pending as of 6/30/02
Bernalillo				\$147,294
Chaves	40	874,554	407	293,278
Cibola	3	10,340		
Colfax	35	176,966		
Curry	29	263,218	19	49,181
De Baca			4	12,371
Dona Ana	1,812	919,592	1,633	2,393,069
Eddy	12	14,415		
Grant			12	28,421
Guadalupe				
Hidalgo	6	14,898	1	5,000
Lea	9	59,538		
Lincoln	193	186,461	5	2,018
Los Alamos	3			126,017
Luna	16	77,478		
Mora				
Otero	307	568,749	400	3,012,840
Quay				
Rio Arriba	192	882,752	60	322,815
Roosevelt	32	67,182		
San Juan	41	167,458	32	189,567
San Miguel	19	136,464		
Sandoval	8	17,026		
Santa Fe	15	7,888	186	487,963
Sierra				
Taos	43	167,177		
Torrance	8			
Union	3	6,178		
Valencia	404	1,290,715		
Total	3,230	\$5,909,049	2,759	\$7,069,834
Mean	147	295,452	251	543,833
Median	24	\$151,821	32	\$147,294

- Source: County Funding of Health Care Surveys returned by 29 counties.
- Counties without CIF: Catron, Harding and Socorro.

CIF Residency Requirements, Citizenship Requirements &
Out-of-County Reimbursement by County
SFY 03

CIF Counties	Residency Requirement (days)	Reimburse for Legal Immigrants Not US Citizens	Reimburse for Undocumented Persons	Reimburse Out-of-County Services
Bernalillo	90	No	No	No
Chaves	90	Yes	Yes	Yes
Cibola	90	Yes	Yes	Yes
Colfax	90	Yes	Yes	Yes
Curry	90	Yes	No	Yes
De Baca	90	Yes	No	Yes
Dona Ana	90	Yes	Yes	Yes
Eddy	90	Yes	Yes	Yes
Grant	90	Yes	Yes	Yes
Guadalupe	90	Yes	No	Yes
Hidalgo	90	Yes	Yes	Yes
Lea	90	Yes	Yes	Yes
Lincoln	90	Yes	Yes	Yes
Los Alamos	90	Yes	Yes	Yes
Luna	90	Yes	Yes	Yes
Mora	90	Yes	No	Yes
Otero	90	Yes	Yes	Yes
Quay	30	Yes	Yes	Yes
Rio Arriba	90	Yes	No	No
Roosevelt	90	Yes	Yes	Yes
San Juan	90	Yes	No	Yes
San Miguel	90	No	No	Yes
Sandoval	90	Yes	Yes	Yes
Santa Fe	90	Yes	No	Yes
Sierra	90	Yes	Yes	Yes
Taos	90	Yes	Yes	Yes
Torrance	90	Yes	Yes	Yes
Union	90	Yes	Yes	Yes
Valencia	45	Yes	No	Yes

- Source: County Funding of Health Care Surveys returned by 29 counties.
- Counties without CIF: Catron, Harding and Socorro.

County Indigent Fund Review

Twenty-nine New Mexico counties are included in the compilation sections of the CIF Report; those counties include: Bernalillo, Chaves, Cibola, Colfax, Curry, DeBaca, Dona Ana, Eddy, Guadalupe, Hidalgo, Lincoln, Lea, Los Alamos, Luna, Mora, Otero, Quay, Rio Arriba, Roosevelt, Sandoval, San Juan, San Miguel, Santa Fe, Sierra, Taos, Torrance, Union and Valencia Counties.

For the third consecutive year McKinley County did not submit data in time to be included in the Annual 2003 CIF Report. Because one county did not report data in time to be included in the compilation portions of the report, some of the multiple year data comparisons may be slightly distorted or biased. However, the importance of presenting aggregate data for review compelled the presentation of the compiled data from the 29 participating and reporting counties.

Catron, Harding and Socorro Counties do not maintain a county indigent fund and, therefore, are not required to report any data. As required by law, these counties contribute to county assisted Medicaid accounts from other sources. Socorro County, however, did report mill levy contributions made on behalf of their Sole Community Provider Hospital, Socorro General Hospital.

The financial detail provided by the 29 reporting CIF counties reveals that while overall indigent fund revenues increased by 16.5%, CIF expenditures also increased by 20.5%, with revenues exceeded by expenditures by about \$2.3 million dollars in 2003. The result was an annual draw-down on CIF aggregate beginning cash balances (July 1, 2002) of 13% in FY 2003. Twenty counties had draw-downs on CIF cash balances during the year as compared to nine counties last year.

Because approximately 87% of CIF revenue was generated by gross receipt taxes in FY 2003, it is significant to note that nine counties reported less gross receipt revenues applied to CIF in SFY 2003 than was reported in SFY 2002. Significant increases in the non-CIF revenues from other taxes and mill levy taxes, although not totally designated for health care providers, have provided additional funds for indigent health care.

Cumulative CIF expenditures from 29 reporting counties disclose that transfers to the Sole Community Provider Fund (SCPF) increased in SFY 2003 from \$10.4 million to \$12.4 (increase of 19.2%). In addition, as a percentage of total CIF expenditures, the amount noted as transfers to the SCPF increased slightly from 35% in FY 2002 to 35.6% in FY 2003.

The matching Federal contribution for the CSMF expenditure, from CIF revenues, reported by the 29 reporting counties was 3:1 of the total amount contributed to the State's CSMF. The Federal contribution was approximately \$27.1 million, and the total contribution of \$36.1 million (100%) into the CSMF. This compares to total CSMF (generated from CIF) Federal contributions of \$33.0 million in SFY 2002.

“Other revenues”, which are primarily obtained through mill levy income increased by 1.3% in SFY 2003. “Other expenditures” resulting from “other revenues” increased by less than 0.02%.

State Fiscal Year 2004

During 2003, the County Indigent Fund administrators expressed concerns about indigent fund budgetary issues. These concerns continue to be based on increases in claims presented to the counties. While CIF revenues have increased, expenditures still exceed revenues in many counties. In 2003, counties continued to deny an increasingly significant dollar value in claims for services, about \$6.0 million of costs which may be unpaid or marginally paid to providers of local health care services.

Rising health care costs, and increases in the numbers of residents who seek to qualify for indigent health care will continue to press counties to meet obligations to uninsured and qualifying indigent residents in 2004. Without additional sources of income, counties may have to reduce the number of qualifying persons who currently meet the eligibility criteria. This might be done by eliminating certain types of services or by tightening eligibility requirements. In either case, certain segments of some county populations may have less access to health care services from the County Indigent Fund.

Abbreviations

BBER: Bureau of Business and Economic Research

CIF: County Indigent Fund

CSMF: County Supported Medicaid Fund

FPL: Federal Poverty Level

HH: Household

HPC: Health Policy Commission

N/A: Not Available

PCI: Per Capita Index

SCPF: Sole Community Provider Fund

New Mexico Health Policy Commission
Administrator

Dr. Patricio Larragoite, Director

The Health Policy Commission Staff

J. Patrick Alarid, Policy Analyst
Michael Baca, System Administrator
Amanda Barth, Management Analyst
Joanne Carlsen, Financial Specialist
Camille Clifford, Systems Analyst
Susan DeGrand, Systems Analyst
Irma Montoya, Systems Analyst
Don Ortega, Policy Analyst
Kim Price, Systems Analyst
Lori Quintana, Human Resource Manager
Susan Ramirez, Administrative Assistant
Leticia Rutledge, Policy Analyst
Cindra Stahl, Special Assistant

New Mexico Health Policy Commission
2055 South Pacheco Suite 200

Santa Fe, New Mexico 87505
(505) 424-3200
Fax: 424-3222

The HPC 2003 County Indigent Fund Report was made possible through the assistance and cooperation of the professional and administrative staff of the HPC.